

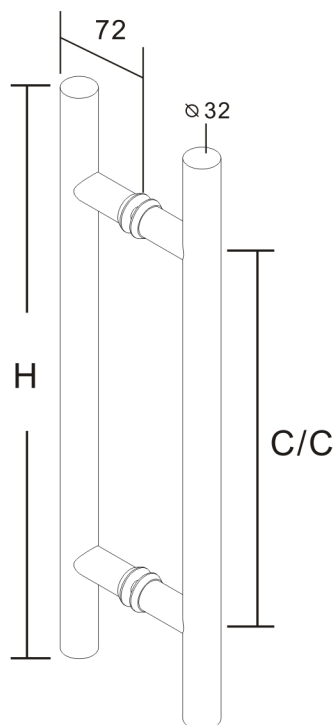
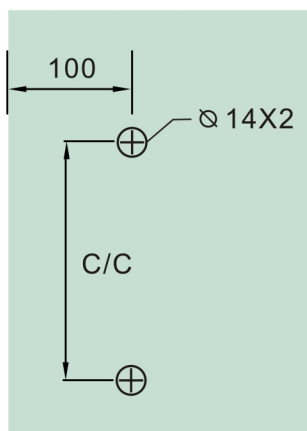
Round Ladder Handle

Installation Manual

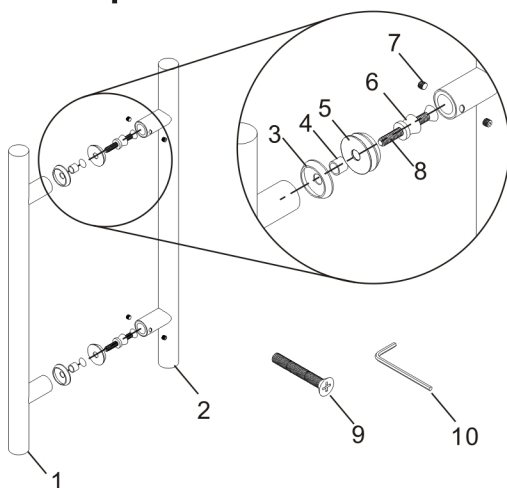
► Measurements

CODE	Material	H	C/C
705241232XXX	SUS316	24"	12"

*Available in several finishes



► Components



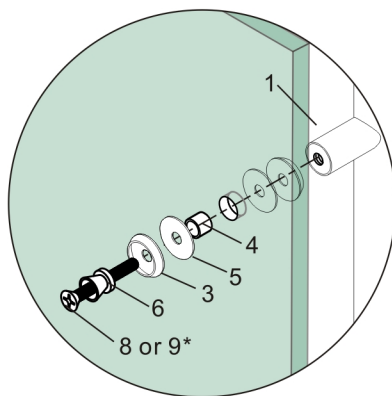
#	Name	Qty
1	Exterior Handle	1
2	Interior Handle	1
3	Metal Washer dia32mm	4
4	Plastic Washer	2
5	Gasket	4
6	Collar	2
7	Set Screw M6X6mm	4
8	Screw M8x45mm	2
9	Screw M8x80mm	2
10	Allen Key 3mm	1

Round Ladder Handle

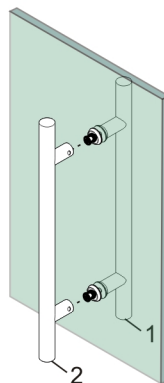
Installation Manual

Install the exterior handle as shown with one gasket and metal washer on each side of the glass.

- ★ Phillips screwdriver not included
- ★ Use the 45mm screw for glass doors 8-12mm thick
- ★ Use the 80mm screw for wood doors 35-50mm thick



Install the interior handle onto the collars.



Install the set screws and tighten with the Allen key to finish the installation.

