



Adams Rite **2019** Pricelist

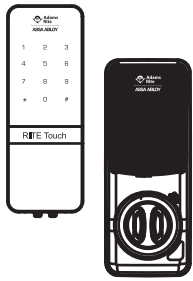
U.S. & Canada effective February 1, 2019



ASSA ABLOY, the global leader
in door opening solutions

Adams Rite
2019 Pricelist

RT1050



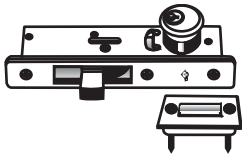
RITE Touch® Digital Glass Door Lock

MODELS	PRICE
RT1050D Digital glass door lock with thumbturn, for single doors, or pairs of doors with one inactive leaf	\$649
RT1050L Digital glass door lock with lever, for single doors, or pairs of doors with one inactive leaf	\$649
RT-5C-1050 Extra cards (package of 5 cards)	\$61

HOW TO ORDER Specify quantity and the following information. Order related products separately.

PRODUCT	MODEL	TRIM
RT	1050	D
	1050 For glass doors	D Thumbturn L Accessibility lever

1830



Bottom Rail Deadlock (Swingbolt)

MODEL & FINISHES	313, 628
1830 Deadlock with 31/32", or 1-1/8" cylinder height	\$139

HOW TO ORDER Specify quantity and the following information. Order related products separately.

PRODUCT NO.	DASH NO. (SPECIFY FOR CYLINDER HEIGHT AND LOCK DEPTH)	FINISH
1830	-02	-628
	02 Cylinder Height 31/32" Dim. "A" 1-5/8"	628 Clear Anodized
	03 Cylinder Height 1-1/8" Dim. "A" 1-25/32"	313 Dark Bronze Anodized

MS1837



Series MS® Two-Point Deadlock


MODELS & FINISHES	313, 335, 628	605, 626
MS1837 Deadlock includes 4001-011 strike, 36" cylinder height	\$245	\$330
MS1837 Deadlock includes 4001-011 strike, contact factory for cylinder height other than 36" up to maximum cylinder height 65"	\$300	\$385

HOW TO ORDER Specify quantity and the following information. Order related products separately.

PRODUCT NO.	FINISH	
MS1837	-313	
	313 Dark Bronze Anodized	626 Satin Chrome
	335 Black Anodized	628 Clear Anodized
	605 Bright Brass	

If cylinder height other than 36" is required, specify exact height from bottom of door to cylinder center. Maximum cylinder height 65".

MS1847




Series MS® Deadlock/Deadlatch

MODEL & FINISH	630
MS1847 Deadlock/deadlatch, stainless steel	\$61

HOW TO ORDER Specify quantity and the following information. Order related products separately.

PRODUCT NO.	FACE SHAPE, HUB ANGLE, LOCK OR LATCH	FINISH
MS1847	-02	-630
		630 Satin Stainless
	(Blank) -02 -06 -13	
	-09 -10 -11	

MS1850S,
MS1850S-X5X



Series MS® Deadlock

MODELS & BACKSETS	7/8"	31/32", 1-1/8", OR 1-1/2"
MS1850S Flat faceplate, 313, 335, or 628 finish, without strike plate	\$82	\$70
MS1851S Radius faceplate, 313, 335, or 628 finish, without strike plate	\$82	\$70
MS1851SW Radius faceplate with weatherstrip, 313, 335, or 628 finish, without strike plate	\$87	\$75
MS1852S Bevel faceplate, any handing, 313, 335, or 628 finish, without strike plate	\$82	\$70
SPECIAL MODEL	7/8"	31/32", 1-1/8", OR 1-1/2"
MS1853S-XXX-IB Without faceplate, without strike plate	\$74	\$62

Schoolhouse function for above deadlocks add\$36. Please contact factory for more information.

HOW TO ORDER Specify quantity and the following information. Order related products separately.

PRODUCT NO.	FACEPLATE	BACKSET	BOLT SHAPE	HANDING	FINISH
MS185	OS	-2	1	0	-628
	0S Flat	1 7/8"	1 Straight bolt	0 Non-Handed*	313 Dark Bronze Anodized
	1S Radius	2 31/32"	5 Hookbolt	5 LH or RHR	335 Black Anodized
	1SW Radius with weatherstrip	3 1-1/8"		6 RH or LHR	628 Clear Anodized
	2S Bevel	4 1-1/2"			
	3 Without faceplate, without strike plate				

*Any flat or radius faceplate, except Schoolhouse. Select handing for bevel faceplate only.

Updated: December 10, 2018


ASSA ABLOY, the global leader
in door opening solutions

US adamsrite.com | 800.872.3267 | customerservice.adamsrite@assaabloy.com
Canada assaabloydss.ca | 800.461.3007 | sales.dss.ca@assaabloy.com

Patent pending and/or patent www.assaabloydss.com/patents. Copyright © 2019, Hanchett Entry Systems, Inc., an ASSA ABLOY Group company. All rights reserved. Reproduction in whole or in part without the express written permission of Hanchett Entry Systems, Inc. is prohibited.



1850S-X2X



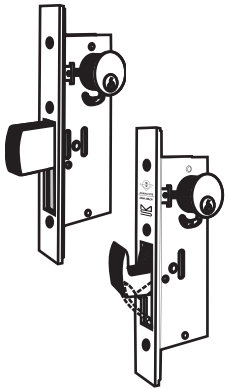
Series Short Throw Deadlock

MODELS & FINISHES		313, 335, 628
1850S	Flat faceplate, 31/32", 1-1/8", or 1-1/2" backset, without strike plate	\$70
1851S	Radius faceplate, 313, 335, or 628 finish, without strike plate	\$70
1852S	Bevel faceplate, any handing, 313, 335, or 628 finish, without strike plate	\$70
SPECIAL MODEL		PRICE
1853S-X20-IB	Without faceplate, without strike plate	\$62

HOW TO ORDER Specify quantity and the following information. Order related products separately.

PRODUCT NO.	FACEPLATE	BACKSET	BOLT SHAPE	HANDING	FINISH
185	OS	-2	2	0	-628
	0S Flat	2 31/32"	2 Short Throw	0 Non-Handed*	313 Dark Bronze Anodized
	1S Radius	3 1-1/8"		5 LH or RHR	628 Clear Anodized
	2S Bevel	4 1-1/2"		6 RH or LHR	
	3 Without faceplate, without strike plate				

*Any flat or radius faceplate, except Schoolhouse. Select handing for bevel faceplate only.

MS1850SN,
MS1850SN-45X

Series MS® Deadlock (ANSI Size)

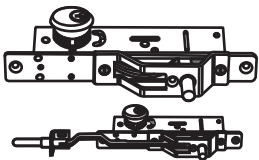
MODELS		313, 335, 628
MS1850SN	Flat faceplate, 1-1/2" backset, without strike plate	\$99
MS1851SN	Radius faceplate, 1-1/2" backset, without strike plate	\$99
MS1852SN	Bevel faceplate, any handing, 1-1/2" backset, without strike plate	\$99

HOW TO ORDER Specify quantity and the following information. Order related products separately.

PRODUCT NO.	FACEPLATE	ANSI SIZE	BOLT SHAPE	HANDING	FINISH
MS185	0	SN	-41	0	-628
	0 Flat		41 Straight bolt	0 Non-Handed*	313 Dark Bronze Anodized
	1 Radius		45 Hookbolt	5 LH or RHR	335 Black Anodized
	2 Bevel			6 RH or LHR	628 Clear Anodized

*Any flat or radius faceplate, except Schoolhouse. Select handing for bevel faceplate only.

MS1861



Series MS® Bottom Rail Deadlock

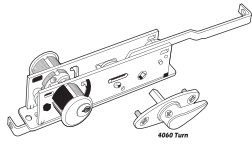
MODELS & FINISH		603
MS1861-01	One-point deadlock, vertical bolt operation only	\$145
MS1861-02	Two-point deadlock, horizontal and vertical operation	\$180

HOW TO ORDER Specify quantity and the following information. Order related products separately.

PRODUCT NO.	BOLT OPERATION	FINISH	PACKAGING
MS1861	-01	-603	-IB
	01 Vertical Bolt Only	603 Zinc plated steel	IB Individually Boxed
	02 Vertical and Horizontal Bolts		

If tube spacers are required, please specify quantity and length.

1875




Two Point Deadlock

MODEL & FINISH	603
1875 Two-point deadlock for roll-up doors	\$180

HOW TO ORDER Specify quantity and the following information. Order related products separately.		
PRODUCT NO.	PACKAGING	
1875	-IB	
	IB Individually Boxed	

MS+1890



Series MS® Deadlock/Deadlatch

MODELS & FINISHES	313, 335, 628
MS+1890 Flat faceplate, 31/32", 1-1/8", or 1-1/2" backset	\$243
MS+1891 Radius faceplate, 31/32", 1-1/8", or 1-1/2" backset	\$243
MS+1891W Radius faceplate with weatherstrip, 31/32", 1-1/8", or 1-1/2" backset	\$253
MS+1892 Bevel faceplate, any handing, 31/32", 1-1/8", or 1-1/2" backset	\$243
SPECIAL MODELS	PRICE
MS+1890, MS+1891, MS+1892 Flat, radius, or bevel faceplate, complete with flat / center hung 4" or 4-1/2" strike plate	\$256
MS+1893-XX-IB Without faceplate, without strike plate	\$187

HOW TO ORDER Specify quantity and the following information. Order related products separately.					
PRODUCT NO.	FACEPLATE	BACKSET	STRIKE SHAPE/LIP LENGTH	HANDING	FINISH
MS+189	1	-3	02	6	-628
	0 Flat	2 31/32"	01 Flat/Standard Jamb	5 LH or RHR	313 Dark Bronze Anodized
	1 Radius	3 1-1/8"	02 Radius/Standard Stile	6 RH or LHR	335 Black Anodized
	1W Radius with weatherstrip	4 1-1/2"	17 Flat/Center Hung 4" Jamb		628 Clear Anodized
	2 Bevel		21 Flat/Center Hung 4-1/2" Jamb		
	3 Without faceplate, without strike plate				

For door thickness other than 1-3/4", please contact factory.


Updated: December 10, 2018

ASSA ABLOY, the global leader in door opening solutions

US adamsrite.com | 800.872.3267 | customerservice.adamsrite@assaabloy.com
 Canada assaabloydss.ca | 800.461.3007 | sales.dss.ca@assaabloy.com

Patent pending and/or patent www.assaabloydss.com/patents. Copyright © 2019, Hanchett Entry Systems, Inc., an ASSA ABLOY Group company. All rights reserved. Reproduction in whole or in part without the express written permission of Hanchett Entry Systems, Inc. is prohibited.



MS1950,
MS1950-X5X

Series MS® Deadlock

MODELS	313, 335, 628
MS1950 Flat faceplate, 31/32", 1-1/8", or 1-1/2" backset, without strike plate	\$128
MS1951 Radius faceplate, 31/32", 1-1/8", or 1-1/2" backset, without strike plate	\$128
MS1951W Radius faceplate with weatherstrip, 31/32", 1-1/8", or 1-1/2" backset, without strike plate	\$133
MS1952 Bevel faceplate, any handing, 31/32", 1-1/8", or 1-1/2" backset, without strike plate	\$128
SPECIAL MODEL	PRICE
MS1953S-XXX-IB Without faceplate, without strike plate	\$120

Schoolhouse function for above deadlocks add \$36. Please contact factory for more information.

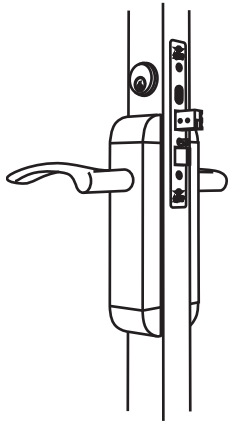
HOW TO ORDER Specify quantity and the following information. Order related products separately.

PRODUCT NO.	FACEPLATE	BACKSET	BOLT SHAPE	HANDING	FINISH
MS195	0	-2	1	0	-628
	0 Flat	2 31/32"	1 Straight bolt	0 Non-Handed*	313 Dark Bronze Anodized
	1 Radius	3 1-1/8"	5 Hookbolt	5 LH or RHR	335 Black Anodized
	1W Radius with weatherstrip	4 1-1/2"		6 RH or LHR	628 Clear Anodized
	2 Bevel				
	3 Without faceplate, without strike plate				

*Any flat or radius faceplate, except Schoolhouse. Select handing for bevel faceplate only.

2190, 2290

Dual Force® Interconnected Deadbolt/Deadlatch for Aluminum Doors (2190); for Wood or Hollow Metal (2290)



		STANDARD TRIM SET		ELECTRIFIED TRIM SET		LOW PROFILE TRIM	
MODELS & TRIM SETS		10B, US4, US32D	US3, US32	10B, US4, US32D	US3, US32	10B, US4, US32D	US3, US32
STANDARD LEVER	2190, 2290 Deadbolt/Deadlatch with standard lever (01, 02, 03), complete with strike plate	\$627	\$709	\$791	\$873	\$552	\$634
	2190 Deadbolt/Deadlatch with standard lever (01, 02, 03), complete with flat/center hung 4" or 4-1/2" strike plate	\$642	\$724	\$806	\$888	\$567	\$649
	2190, 2290 Deadbolt/Deadlatch with standard lever (01, 02, 03), without strike plate	\$601	\$683	\$765	\$847	\$526	\$608
DESIGNER LEVER	2190, 2290 Deadbolt/Deadlatch with designer lever series (MD through MW), complete with strike plate	\$673	\$755	\$837	\$919	\$598	\$680
	2190 Deadbolt/Deadlatch with with designer lever series (MD through MW), complete with flat/center hung 4" or 4-1/2" strike plate	\$693	\$775	\$857	\$939	\$618	\$700
	2190, 2290 Deadbolt/Deadlatch with designer lever series (MD through MW), without strike plate	\$647	\$729	\$811	\$893	\$572	\$654
MODELS & FINISHES					313, 335, 628		N/A
2190, 2290 Boxed Lock Less lever trim, with adjustable faceplate and choice of standard or radius strike							\$296
EK-2190 Electrification Kit for 2190, 2290; 12/24 VAC/VDC (not compatible with low profile trim)							\$174

HOW TO ORDER Specify quantity and the following information. Order related products separately.

PRODUCT NO.	BACKSET	STRIKE	FACEPLATE FINISH	TRIM	HANDLE DESIGNATION	TRIM AND HANDLE FINISH				
2190	-3	1	1	-1	01	32D				
	3 1-1/8"	0 None	1 Clear Anodized 628	0 None	00 No Handle	03 Bright Brass (US3)				
	4 1-1/2"	1 Standard Flat	2 Dark Bronze Anodized 313	1 With Trim Set	STANDARD SERIES:					
					2 Radius Strike	3 Black Anodized 335	2 With Electrified Trim Set	01 Curve	10B Dark Bronze	
					3 Flat/Center Hung 4"			3 Low Profile Trim	02 Round	32 Bright Stainless (US32)
					4 Flat/Center Hung 4-1/2"				03 Square	32D Satin Stainless (US32D)
	DESIGNER SERIES:		MD	MG	MJ			MV (Handed)		
			ME	MI	MN (Handed)	MW				

HOW TO ORDER Specify quantity and the following information. Order related products separately.

PRODUCT NO.	BACKSET	STRIKE	FACEPLATE FINISH	TRIM	HANDLE DESIGNATION	TRIM AND HANDLE FINISH		
2290	-3	1	1	-1	01	32D		
	3 1-1/8"	0 None	0 US to match trim finish	0 None	00 No Handle	03 Bright Brass (US3)		
	4 1-1/2"	1 Standard Flat	1 Clear Anodized 628	1 With Trim Set	STANDARD SERIES:			
					2 Dark Bronze Anodized 313	2 With Electrified Trim Set	01 Curve	10B Dark Bronze
					3 Low Profile Trim		02 Round	32 Bright Stainless (US32)
							03 Square	32D Satin Stainless (US32D)
	DESIGNER SERIES:		MD	MG	MJ		MV (Handed)	
			ME	MI	MN (Handed)	MW		

Updated: December 10, 2018


ASSA ABLOY, the global leader in door opening solutions

US adamsrite.com | 800.872.3267 | customerservice.adamsrite@assaabloy.com
 Canada assaabloydss.ca | 800.461.3007 | sales.dss.ca@assaabloy.com

Patent pending and/or patent www.assaabloydss.com/patents. Copyright © 2019, Hanchett Entry Systems, Inc., an ASSA ABLOY Group company. All rights reserved. Reproduction in whole or in part without the express written permission of Hanchett Entry Systems, Inc. is prohibited.



2331



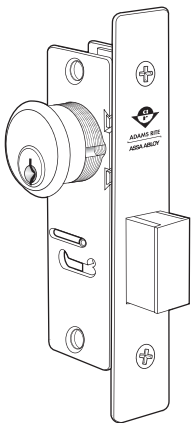
Heavy Duty Deadbolt

MODEL & FINISHES	121, 626	605, 625
2331 Deadbolt, 1-3/4" backset, complete with strike	\$306	\$336

HOW TO ORDER Specify quantity and the following information. Order related products separately.

PRODUCT NO.	FINISH
2331	-626
	121 To Match 313 Dark Bronze Anodized
	605 Bright Brass
	625 Bright Chrome
	626 Satin Chrome

4070



Series Short Throw Deadbolt (Projection Style)

MODELS & FINISHES	313, 335, 628
4070 Flat faceplate, 7/8", 31/32", or 1-1/8" backset, without strike plate	\$169
4071 Radius faceplate, 7/8", 31/32", or 1-1/8" backset, without strike plate	\$169
4072 Bevel faceplate, any handing, 7/8", 31/32", or 1-1/8" backset, without strike plate	\$169
SPECIAL MODEL	PRICE
4073-XX-IB Without faceplate, without strike plate	\$159

HOW TO ORDER Specify quantity and the following information. Order related products separately.

PRODUCT NO.	FACEPLATE	BACKSET	HANDING	FINISH
407	2	-2	6	-628
	0 Flat	1 7/8"	0 Non-Handed*	313 Dark Bronze Anodized
	1 Radius	2 31/32"	5 LH or RHR	335 Black Anodized
	2 Bevel	3 1-1/8"	6 RH or LHR	628 Clear Anodized
	3 Without faceplate, without strike plate			

*Any flat or radius faceplate. Select handing for bevel faceplate only.

5017




Deadlock/Deadlatch for Wood Doors

MODELS & FINISH	630
5017-00 Standard stainless steel deadlock	\$62
5017-02 Self-latching deadlock/deadlatch	\$62

HOW TO ORDER Specify quantity and the following information. Order related products separately.

PRODUCT NO.	LATCH CONFIGURATION
5017	-00
	00 Standard
	02 Self Latching

5500



Deadlock for Sliding Wood Doors

MODELS	119, 626
5500-20 Lockset, strike, and trim included for 1-1/4", sliding wood doors	\$133

HOW TO ORDER Specify quantity and the following information. Order related products separately.		
PRODUCT NO.	DOOR THICKNESS	FINISH
5500	-20	-626
	20 1-1/4" Thick	626 Satin Chrome
		119 to Match 335 Black Anodized

DEADLATCHES

4300



Steel Hawk® Electrified Deadlatch

MODELS & FINISHES	313, 335, 628
4300 Electrified deadlatch 31/32", 1-1/8", or 1-1/2" backset	\$431
4300M Monitored option, 31/32", 1-1/8", or 1-1/2" backset	\$493
SPECIAL MODELS	313, 335, 628
4300 Electrified deadlatch complete with flat / center hung 4" or 4-1/2" strike plate	\$451
4300M Electrified deadlatch with monitored option, complete with flat / center hung 4" or 4-1/2" strike plate	\$513

HOW TO ORDER SPECIFY QUANTITY AND THE FOLLOWING INFORMATION. ORDER RELATED PRODUCTS SEPARATELY					
PRODUCT NO.	BACKSET	MONITORING	STRIKE	STIRKE SHAPE/LIP LENGTH	FACEPLATE FINISH
4300	-3	M	-2	01	-628
	2 31/32"	0 None	1 Surface Mount (4304)	01 Flat/Standard Jamb	313 Dark Bronze Anodized
	3 1-1/8"	M Monitored	2 Mortised (4901) 4-5/8"	02 Radius/Standard Stiles**	335 Black Anodized
	4 1-1/2"			17 Flat/Center Hung 4" Jamb**	628 Clear Anodized
				21 Flat/Center Hung 4-1/2" Jamb**	

** See ACCESSORIES for available 4901 strike options.

4300

RITE Pack®

MODELS	313, 628
4300-20 31/32" backset, flat and radius, 313 and 628 finish faceplates, surface mount or mortise strike	\$442
4300-30 1-1/8" backset, flat and radius, 313 and 628 finish faceplates, surface mount or mortise strike	\$442

HOW TO ORDER Specify quantity and the following information. Order related products separately.				
PRODUCT NO.	BACKSET	MONITORING	STRIKE	RITE PACK
4300	-3	0	-1	RP
	2 31/32"	0 None	1 Surface Mount (4304)	
	3 1-1/8"		2 Mortised (4901) 4-5/8"	

Updated: December 10, 2018


ASSA ABLOY, the global leader in door opening solutions

US adamsrite.com | 800.872.3267 | customerservice.adamsrite@assaabloy.com
 Canada assaabloydss.ca | 800.461.3007 | sales.dss.ca@assaabloy.com

Patent pending and/or patent www.assaabloydss.com/patents. Copyright © 2019, Hanchett Entry Systems, Inc., an ASSA ABLOY Group company. All rights reserved. Reproduction in whole or in part without the express written permission of Hanchett Entry Systems, Inc. is prohibited.



4510




Standard Duty Deadlatch

MODELS & FINISHES	313, 335, 628
4510 Flat faceplate, 7/8", 31/32", 1-1/8", or 1-1/2" backset, complete with strike plate	\$85
4511 Radius faceplate, 7/8", 31/32", 1-1/8", or 1-1/2" backset, complete with strike plate	\$85
4511W Radius faceplate with weatherstrip, 7/8", 31/32", 1-1/8", or 1-1/2" backset, complete with strike plate	\$90
4512 Bevel faceplate, 7/8", 31/32", 1-1/8", or 1-1/2" backset, complete with strike plate	\$85
SPECIAL MODELS	
4510, 4511, 4512 Flat, radius or bevel faceplate complete with flat / center hung 4" or 4-1/2" strike plate	\$105
4511W Radius faceplate with weatherstrip complete with flat / center hung 4" or 4-1/2" strike plate	\$110
4510, 4511, 4512 With faceplate, without strike plate	\$68
4511W Radius faceplate with weatherstrip, without strike plate	\$73
4513-XX-IB Without faceplate, without strike plate	\$60

HOW TO ORDER Specify quantity and the following information. Order related products separately.

PRODUCT NO.	FACEPLATE	BACKSET	HANDING	STRIKE SIZE	STRIKE SHAPE/LIP LENGTH	FACEPLATE FINISH
451	1	-3	6	-2	01	-628
	0 Flat	1 7/8"	5 LH or RHR	1 Mortised (4901) 4-5/8"	01 Flat/Standard Jamb	313 Dark Bronze Anodized
	1 Radius	2 31/32"	6 RH or LHR	2 Mortised (4902) 2-5/8"	02 Radius/Standard Stiles	335 Black Anodized
	1W Radius with weatherstrip	3 1-1/8"			17 Flat/Center Hung 4" Jamb	628 Clear Anodized
	2 Bevel	4 1-1/2"			21 Flat/Center Hung 4-1/2" Jamb	
	3 Without faceplate, without strike plate					

4530



Standard Duty Deadlatch

MODELS & FINISHES							313, 335, 628
4530 Flat faceplate, 7/8", 31/32", or 1-1/8" backset, complete with strike plate							\$103
4531 Radius faceplate, 7/8", 31/32", or 1-1/8" backset, complete with strike plate							\$103
4532 Bevel faceplate, 7/8", 31/32", or 1-1/8" backset, complete with strike plate							\$103
SPECIAL MODELS							
4530, 4531, 4532 Flat, radius or bevel faceplate complete with flat / center hung 4" or 4-1/2" strike plate							\$123
4530, 4531, 4532 With faceplate without strike plate							\$86
4533-XX-IB Without faceplate, without strike plate							\$78
HOW TO ORDER Specify quantity and the following information. Order related products separately.							
PRODUCT NO.	FACEPLATE	BACKSET	HANDING	STRIKE SIZE	STRIKE SHAPE/LIP LENGTH	FACEPLATE FINISH	
453	1	-3	6	-1	01	-628	
	0 Flat	1 7/8"	5 LH or RHR	1 Mortised (4901) 4-5/8"	01 Flat/Standard Jamb	313	Dark Bronze Anodized
	1 Radius	2 31/32"	6 RH or LHR	2 Mortised (4902) 2-5/8"	02 Radius/Standard Stiles	335	Black Anodized
	2 Bevel	3 1-1/8"			17 Flat/Center Hung 4" Jamb	628	Clear Anodized
	3 Without faceplate, without strike plate				21 Flat/Center Hung 4-1/2" Jamb		


4781



Two-Point Deadlatch with Paddle

MODEL & FINISHES			313, 335, 628	US26D
4781 Paddle includes dogging feature			\$332	\$445
4781T Paddle with top rod only (less bottom rod)			\$301	\$414
HOW TO ORDER Specify quantity and the following information. Order related products separately.				
PRODUCT NO.		OPERATION	PADDLE FINISH	
4781	T	-021	-628	
	T Top rod only	021 Push to LEFT	313 Dark Bronze Anodized	US26D Satin Chrome
	- Standard rod	041 Push to RIGHT	335 Black Anodized	
			628 Clear Anodized	

4900




Heavy Duty Deadlatch

MODELS & FINISHES	313, 335, 628
4900 Flat and radius faceplates, 31/32", 1-1/8", or 1-1/2" backset, complete with strike plate	\$115
4911W Radius with weatherseal faceplate, 31/32", 1-1/8", or 1-1/2" backset, complete with strike plate	\$120
SPECIAL MODELS	
4900 Flat and radius faceplates complete with flat / center hung 4" or 4-1/2" strike plate	\$135
4911W Radius with weatherstrip faceplate complete with flat / center hung 4" or 4-1/2" strike plate	\$140
4900 Flat and radius faceplate, without strike plate	\$98
4911W Radius with weatherstrip faceplate, without strike plate	\$103
4913-XX-IB Without faceplate, without strike plate	\$90

HOW TO ORDER Specify quantity and the following information. Order related products separately.

PRODUCT NO.	FACEPLATE	BACKSET	HANDING	STRIKE SIZE	STRIKE SHAPE/LIP LENGTH	FACEPLATE FINISH
49	00	-3	5	-2	01	-628
	00 Standard	2 31/32"	5 LH or RHR	1 Mortised (4901) 4-5/8"	01 Flat/Standard Jamb	313 Dark Bronze Anodized
	11W Radius with Weatherstrip	3 1-1/8"	6 RH or LHR	2 Mortised (4902) 2-5/8"	02 Radius/Standard Stile	335 Black Anodized
	13 Without faceplate, without strike plate	4 1-1/2"			17 Flat/Center Hung 4" Jamb	628 Clear Anodized
					21 Flat/Center Hung 4-1/2" Jamb	

4920AN



Heavy Duty Deadlatch (ANSI Size)

MODELS & FINISHES	313, 335, 628
4920AN Flat faceplate, 1-1/2" or 2-3/4" backset, complete with 4506 strike plate	\$141
SPECIAL MODELS	
4920AN Flat faceplate, without strike plate	\$104
4923AN-XX-IB Without faceplate, without strike plate	\$82

HOW TO ORDER Specify quantity and the following information. Order related products separately.

PRODUCT NO.	FACEPLATE	BACKSET	HANDING	STRIKE	FACEPLATE FINISH
492	0AN	4	6	-602	-313
	0AN Flat	4 1-1/2"	5 LH or RHR	000 Less Strike	313 Dark Bronze Anodized
	3AN Without faceplate, without strike plate	5 2-3/4"	6 RH or LHR	602 4506 Strike	335 Black Anodized
					628 Clear Anodized

FLUSHLOCKS

1870



Cylinder-Operated Flushbolt

MODELS & CYLINDER HEIGHT	STANDARD 12" CYLINDER HEIGHT	CYLINDER HEIGHT OVER 12" (SPECIFY)
1870 Flat faceplate, 313, 335, or 628 finish	\$119	\$170
1871 Radius faceplate, 313, 335, or 628 finish	\$119	\$170
1871W Radius faceplate with weatherstrip, 313, 335, or 628 finish	\$124	\$175
1872 Bevel faceplate, 313, 335, or 628 finish	\$119	\$170

For cylinder height greater than 12" up to maximum cylinder height 65" please contact factory.

HOW TO ORDER Specify quantity and the following information. Order related products separately.

PRODUCT NO.	FACEPLATE SHAPE	BACKSET	HANDING*	FINISH
187	0	-2	0	-628
	0 Flat	2 31/32"	0 Non-Handed*	313 Dark Bronze Anodized
	1 Radius	3 1-1/8"	5 LH or RHR	335 Black Anodized
	1W Radius with weatherstrip		6 RH or LHR	628 Clear Anodized
	2 Bevel			

*Any flat or radius faceplate. Select handing for bevel faceplate only.

1870HM



Cylinder-Operated Flushbolt

MODEL & CYLINDER HEIGHT	STANDARD 13-1/2" CYLINDER HEIGHT	CYLINDER HEIGHT OVER 13-1/2" (SPECIFY)
1870HM For hollow metal, 313, 335, or 628 finish, 1-1/4" backset	\$160	\$211

For cylinder height greater than 13-1/2" up to maximum cylinder height 65" please contact factory.

HOW TO ORDER Specify quantity and the following information. Order related products separately.

PRODUCT NO.	FACEPLATE SHAPE	FINISH
187	OHM	-628
	OHM Flat	313 Dark Bronze Anodized
		335 Black Anodized
		628 Clear Anodized

1877



Cylinder-Operated Flushbolt

MODEL & CYLINDER HEIGHT	STANDARD 13-1/2" CYLINDER HEIGHT	CYLINDER HEIGHT OVER 13-1/2" (SPECIFY)
1877 For wood, 313 or 628 finish, 1-1/4" backset	\$199	\$250
1877 For wood, 605 or 626 finish, 1-1/4" backset	\$281	\$332

For cylinder height greater than 13-1/2" up to maximum cylinder height 57-1/2" please contact factory.

HOW TO ORDER Specify quantity and the following information. Order related products separately.

PRODUCT NO.	FINISH
1877	-628
	313 Dark Bronze Anodized
	605 Bright Brass
	626 Satin Chrome
	628 Clear Anodized

Updated: December 10, 2018

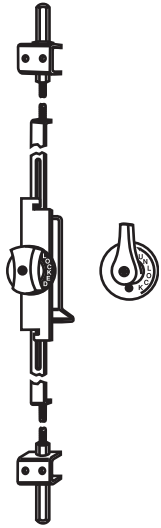
ASSA ABLOY, the global leader in door opening solutions

US adamsrite.com | 800.872.3267 | customerservice.adamsrite@assaabloy.com
 Canada assaabloydss.ca | 800.461.3007 | sales.dss.ca@assaabloy.com

Patent pending and/or patent www.assaabloydss.com/patents. Copyright © 2019, Hanchett Entry Systems, Inc., an ASSA ABLOY Group company. All rights reserved. Reproduction in whole or in part without the express written permission of Hanchett Entry Systems, Inc. is prohibited.



MS1880, MS1881 Two-Point Flushbolts



MODELS & FINISHES		119, 121, 682	
MS1880	Flushbolt with hourglass shaped turn		\$152
MS1881	Flushbolt with teardrop shaped turn		\$152
KITTED OPTION			
MODEL			
TDK-1880	Tall door kit for doors over 84", up to 144" maximum		\$29
HOW TO ORDER Specify quantity and the following information. Order related products separately.			
PRODUCT NO.	TURN SHAPE	CYLINDER HEIGHT*	FINISH
MS188	0	-01	-682
MS188	0 Hourglass	01 31" to 35"	119 to Match 335 Black Anodized
	1 Teardrop	02 35-1/16" to 39"	121 to Match 313 Dark Bronze Anodized
		03 39-1/16" 43"	682 Satin Chrome
		04 43-1/16" to 47"	
		05 47-1/16" to 51"	

*Distance from floor to cylinder centerline.

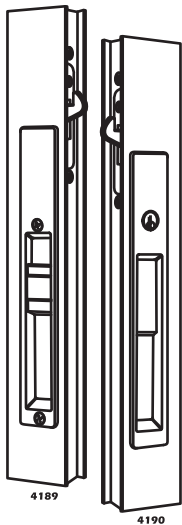
MS2180



Auto-Release Two-Point Flushbolt

MODELS & FINISHES		119, 121, 130	
MS2180	Hourglass shaped turn, 7', 8', 9', 10' door height		\$228
MS2181	Teardrop shaped turn, 7', 8', 9', 10' door height		\$228
MS2182	Flush operator, 7', 8', 9', 10' door height		\$228
HOW TO ORDER Specify quantity and the following information. Order related products separately.			
PRODUCT NO.	TURN SHAPE	DOOR HEIGHT (FROM FLOOR TO TOP OF DOOR)	FINISH TO MATCH
MS218	0	-07	-130
	0 Hourglass	07 Up to 7' Door	119 to Match 335 Black Anodized
	1 Teardrop	08 Up to 8' Door	121 to Match 313 Dark Bronze Anodized
	2 Flush Operator	09 Up to 9' Door	130 to Match 628 Clear Anodized
		10 Up to 10' Door	

4189, 4190



Flush Locksets (Including Deadlock)

MODELS & FINISHES		STANDARD LOCK FACE	STAINLESS STEEL LOCK FACE			
4189-IB	Flush lockset, 119, 121, or 130 finish, individually boxed	\$100	\$110			
4190-IB	Flush lockset, 119, 121, or 130 finish, individually boxed with cylinder	\$131	\$141			
4195-IB	Dummy flushset, 119, 121, or 130 finish, individually boxed	\$69	\$79			
SPECIAL MODEL						
4189-00	Flush operator without lock	\$79				
4190-00	Flush operator without lock	\$110				
KITTED OPTIONS						
MODELS		GRAY				
4413-01, 4413-02	Grip pull for use with 4189, 4190	\$24				
HOW TO ORDER Specify quantity and the following information. Order related products separately.						
PRODUCT NO.	LOCKSET EXTERIOR	LOCK FACE	STILE THICKNESS	FINISH	KEYING OPTIONS*	PACKAGING
41	90	-09	-1	-130	-01	IB
	89 Without Cylinder	00 Without Lock	1 1" to 1-3/8"	119 To match 335 Black Anodized	00 Without Cylinder	IB Individually Boxed
	90 With Cylinder	09 Radius	2 1-7/16" to 1-5/8"	121 To match 313 Dark Bronze Anodized	01 Keyed Different	
	95 Dummy	09S Radius Stainless Steel	3 1-11/16" to 2"	130 To match 628 Clear Anodized	02 Keyed alike in pairs	
		10 Square				
		10S Square Stainless Steel				

*Keyed alike 50 are available by special order in quantity of 50 locksets only. Please contact factory for ordering information.

Updated: December 10, 2018

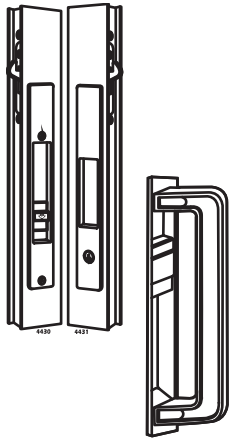
ASSA ABLOY, the global leader in door opening solutions

US adamsrite.com | 800.872.3267 | customerservice.adamsrite@assaabloy.com
 Canada assaabloydss.ca | 800.461.3007 | sales.dss.ca@assaabloy.com

Patent pending and/or patent www.assaabloydss.com/patents. Copyright © 2019, Hanchett Entry Systems, Inc., an ASSA ABLOY Group company. All rights reserved. Reproduction in whole or in part without the express written permission of Hanchett Entry Systems, Inc. is prohibited.



4430, 4431



Flush Locksets (Including Deadlock)

MODELS & FINISH	STANDARD LOCK FACE	STAINLESS STEEL LOCK FACE
4430-IB ABS flush lockset, individually boxed	\$69	\$79
4431-IB ABS flush lockset with cylinder, individually boxed	\$105	\$115
4432-IB ABS dummy flushset, individually boxed	\$34	\$44
SPECIAL MODEL		
4430-00 ABS operator without lock	\$49	
4431-00 ABS operator without lock	\$85	
KITTED OPTIONS		
MODELS & FINISHES	335	
4453-02-335-IB Grip pull for use with 4430, 4431	\$37	

HOW TO ORDER Specify quantity and the following information. Order related products separately.					
PRODUCT NO.	LOCKSET EXTERIOR	LOCK FACE	STILE THICKNESS	KEYING OPTIONS*	PACKAGING
44	31	-09	-05	-01	-IB
	30 Without Cylinder	00 Without Lock	00 1" to 1-5/16"	00 Without Cylinder	IB Individually Boxed
	31 With Cylinder	09 Radius	05 1-3/8" to 1-5/8"	01 Keyed Different	
	32 Dummy	09S Radius Stainless Steel	08 1-3/4" to 2"	02 Keyed alike in pairs	
		10 Square			
		10S Square Stainless Steel			

*Keyed alike 50 are available by special order in quantity of 50 locksets only. Please contact factory for ordering information.

EXIT DEVICES

Alarm option cannot be combined with any other Device Option or Monitoring Option. Split finishes (faceplate/pushbar) are not available. Matching end cap option available for US finishes only. Please contact factory for specific ordering questions.

8099



Dummy Pushbar

MODELS & FINISHES	313, 335, 628	US4, US32D	US3, US32
8099-00 Dummy pushbar without mechanism, for doors NOT requiring an exit device.	\$245	\$517	\$580
8099-M0 Active dummy bar without latching mechanism, without monitoring switches.	\$320	—	—
8099-M1 Active dummy bar with monitoring switch but without latching mechanism. May be wired normally open or normally closed to operate maglock, alarm or similar.	\$378	\$650	\$713
8099-M2 Active dummy bar with two monitoring switches but without latching mechanism. May be wired normally open or normally closed to operate maglock, alarm or similar.	\$442	\$714	\$777

HOW TO ORDER Specify quantity and the following information. Order related products separately.					
PRODUCT NO.	MONITOR	DOOR TYPE	PUSHBAR FINISH	WIDTH	US FINISH
8099	-M1	-3	0	36	-US32
	00 Inactive Dummy Bar	3 Aluminum	0 US Finish	30 30 inches	US3 Bright Brass
	M0 Active Dummy Bar, no monitoring switches	4 Wood or hollow metal	1 Clear Anodized 628	36 36 inches	US4 Satin Brass
	M1 Active Dummy Bar, one monitoring switch		2 Dark Bronze Anodized 313	42 42 inches	US32 Bright Stainless
	M2 Active Dummy Bar, two monitoring switches		3 Black Anodized 335	48 48 inches	US32D Satin Stainless



US adamsrite.com | 800.872.3267 | customerservice.adamsrite@assaabloy.com
 Canada assaabloydss.ca | 800.461.3007 | sales.dss.ca@assaabloy.com

Updated: December 10, 2018

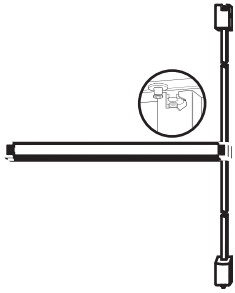
ASSA ABLOY, the global leader in door opening solutions

Patent pending and/or patent www.assaabloydss.com/patents. Copyright © 2019, Hanchett Entry Systems, Inc., an ASSA ABLOY Group company. All rights reserved. Reproduction in whole or in part without the express written permission of Hanchett Entry Systems, Inc. is prohibited.

Option Pricing on pages 25 & 26

3100, 8100

Surface Vertical Rod Exit Device



MODELS & FINISHES	313, 335, 628	US4, US32D	US3, US32
8100 Surface vertical rod exit device for wood and hollow metal	\$969	\$1,289	\$1,459
8100T Top rod only (less bottom rod) SVR exit device	\$889	\$1,209	\$1,379
3100 Fire-rated surface vertical rod exit device for wood and hollow metal	\$1,235	\$1,555	\$1,725
3100T Fire-rated top rod only (less bottom rod) for metal doors	\$1,156	\$1,476	\$1,646
3100W Fire-rated top rod only (less bottom rod) for wood doors	\$1,156	\$1,476	\$1,646

KITTED OPTIONS

MODELS & FINISHES	313, 335, 628	US4, US32D	US3, US32
3055 Tall door kit for doors up to 10' tall, for use with 3100	\$134	\$170	\$201

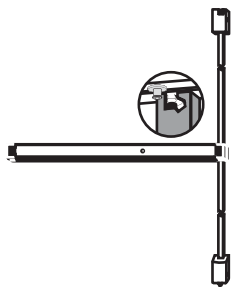
HOW TO ORDER Specify quantity and the following information. Order related products separately.

MODEL	PUSHBAR FINISH	ROD TYPE	DEVICE OPTIONS	MONITORING OPTION	DOOR OPENING WIDTH On pair of doors, specify HALF of the total exit opening	US FINISH	END CAPS OPTION FOR US FINISH
81	00	-	SE	M2	-30	-US32D	MEC
31 Fire-Rated	00 US Finish	T Top Rod only	LR Electric Latch Retraction (solenoid)	M Single Switch	30 30 inches	US3 Bright Brass	MEC Matching End Caps
81 Life-Safety	11 Clear Anodized 628	W Top Rod only - Wood doors	SE Motorized Latch Retraction	M2 Dual Switch	36 36 inches	US4 Satin Brass	
	22 Dark Bronze Anodized 313	- Standard rod	C Cylinder Dogging (non-fire rated devices ONLY)	(BLANK) No Monitor	42 42 inches	US32 Bright Stainless	
	33 Black Anodized 335		ED Electric Dogging		48 48 inches	US32D Satin Stainless	
			(BLANK) No Option		AXXB Alarmed Exit Device where XX is door opening width		

* Please note that 30" exit devices cannot accommodate monitoring options, except when ordered in conjunction with the SE option.

8200

Narrow Stile Surface Vertical Rod Exit Device



MODELS & FINISHES	313, 335, 628	US4, US32D	US3, US32
8200 Narrow stile surface vertical rod exit device	\$911	\$1,230	\$1,401
8200T Top rod only (less bottom rod) SVR exit device	\$831	\$1,150	\$1,321
SPECIAL MODELS	313, 335, 628	US4, US32D	US3, US32
8200-99 SVR exit device, less rods	\$803	\$1,117	\$1284

KITTED OPTIONS

MODELS & FINISHES	313, 335, 628	US4, US32D	US3, US32
8055-01 Tall door kit for doors up to 10' tall, for use with 8100, 8200	\$124	\$160	\$191

HOW TO ORDER Specify quantity and the following information. Order related products separately.

MODEL	PUSHBAR FINISH	ROD TYPE	DEVICE OPTIONS	MONITORING OPTION	DOOR OPENING WIDTH On pair of doors, specify HALF of the total exit opening	US FINISH	END CAPS OPTION FOR US FINISH
82	00	-	ED	M2	-36	-US3	
82 Life-Safety	00 US Finish	T Top Rod only	LR Electric Latch Retraction (solenoid)	M Single Switch	30 30 inches	US3 Bright Brass	MEC Matching End Caps
	11 Clear Anodized 628	- Standard rod	SE Motorized Latch Retraction	M2 Dual Switch	36 36 inches	US4 Satin Brass	
	22 Dark Bronze Anodized 313		C Cylinder Dogging	(BLANK) No Option	42 42 inches	US32 Bright Stainless	
	33 Black Anodized 335		ED Electric Dogging		48 48 inches	US32D Satin Stainless	
			(BLANK) No Option		AXXB Alarmed Exit Device where XX is door opening width		

Updated: December 10, 2018

ASSA ABLOY, the global leader in door opening solutions

US adamsrite.com | 800.872.3267 | customerservice.adamsrite@assaabloy.com
 Canada assaabloydss.ca | 800.461.3007 | sales.dss.ca@assaabloy.com

Patent pending and/or patent www.assaabloydss.com/patents. Copyright © 2019, Hanchett Entry Systems, Inc., an ASSA ABLOY Group company. All rights reserved. Reproduction in whole or in part without the express written permission of Hanchett Entry Systems, Inc. is prohibited.



Option Pricing on pages 25 & 26

3300, 8300

Mortise Exit Device



MODELS & FINISHES	313, 335, 628	US4, US32D	US3, US32
8300 Mortise exit device for wood and hollow metal	\$751	\$1,070	\$1,177
3300 Fire-rated mortise exit device for wood and hollow metal	\$1,070	\$1,389	\$1,496

KITTED OPTIONS

MODELS & FINISH	US32D
4009-01 Open back strike for 1-3/4" thick doors	\$139

For complete list of kitted options for mortise exit devices, please refer to 8400 Narrow Stile Mortise Exit Devices on next page.

HOW TO ORDER Specify quantity and the following information. Order related products separately.

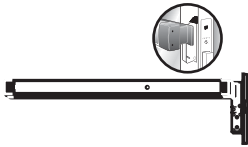
MODEL	FACEPLATE FINISH	FACE SHAPE	DEVICE OPTIONS	MONITORING OPTION	DOOR HANDING	PUSHBAR FINISH	DOOR OPENING WIDTH On pair of doors, specify HALF of the total exit opening	US FINISH	END CAPS OPTION FOR US FINISH
83	3	0	ED	M	-7	3	A36B		
33 Fire-Rated	0 US Finish	0 Flat (3300 only)	LR Electric Latch Retraction (solenoid)	M Single Switch	7 RHR	0 US Finish	30 30 inches	US3 Bright Brass	MEC Matching End Caps
83 Life-Safety	1 Clear Anodized 628	2 Bevel (8300 only)	SE Motorized Latch Retraction	M2 Dual Switch	8 LHR	1 Clear Anodized 628	36 36 inches	US4 Satin Brass	
	2 Dark Bronze Anodized 313		C Cylinder Dogging (non-fire rated devices ONLY)	(BLANK) No Monitor		2 Dark Bronze Anodized 313	42 42 inches	US32 Bright Stainless	
	3 Black Anodized 335		ED Electric Dogging			3 Black Anodized 335	48 48 inches	US32D Satin Stainless	
			- Without Options				AXXB Alarmed Exit Device where XX is door opening width		

*Please note that 30" exit devices cannot accommodate monitoring options, except when ordered in conjunction with the SE option.

Option Pricing on pages 25 & 26

8400

Narrow Stile Mortise Exit Device



MODEL & FINISHES	313, 335, 628	US4, US32D	US3, US32
8400 Narrow stile mortise exit device	\$671	\$990	\$1,097

Please contact factory for information on the 8475 Midpanel Mortise Exit Device. Pricing is standard pricing plus unique door cutting charge for custom cut length.

KITTED OPTIONS

MODELS	US32D
8455-01 Long face strike for covering MS strike prep	\$101
8460-17-630 Long lip strike for jambs that project outward 2-1/4" beyond the centerline of door	\$77
91-0995-02-IP 2" thick door kit for use with 8300, 8400	\$18
91-0995-03-IP 2-1/4" thick door kit for use with 8300, 8400	\$18
91-0995-04-IP 2-1/2" thick door kit for use with 8300, 8400	\$21
91-0995-05-IP 2-3/4" thick door kit for use with 8300, 8400	\$26
91-0995-06-IP 3" thick door kit for use with 8300, 8400	\$26
91-0325-01 Thermal door kit, 1/4" cladding, for use with 8400	\$82
91-0325-02 Thermal door kit, 1/2" cladding, for use with 8400	\$149

HOW TO ORDER Specify quantity and the following information. Order related products separately.

MODEL	FACEPLATE FINISH	FACE SHAPE	DEVICE OPTIONS	MONITORING OPTION	BACKSET	DOOR HANDING	PUSHBAR FINISH	DOOR OPENING WIDTH On pair of doors, specify HALF of the total exit opening	US FINISH	END CAPS OPTION FOR US FINISH
84	1	4	SE	M2	-4	7	1	42		
84 Life-Safety	0 US Finish	0 Flat, Radius, Bevel	LR Electric Latch Retraction (solenoid)	M Switch	2 31/32"	7 RHR	0 US Finish	30 30 inches	US3 Bright Brass	MEC Matching End Caps
	1 Clear Anodized 628	4 Radius w/ Weatherstrip*	SE Motorized Latch Retraction	M2 Dual Switch	3 1-1/8"	8 LHR	1 Clear Anodized 628	36 36 inches	US4 Satin Brass	
	2 Dark Bronze Anodized 313		C Cylinder Dogging	(BLANK) No Monitor	4 1-1/2"		2 Dark Bronze Anodized 313	42 42 inches	US32 Bright Stainless	
	3 Black Anodized 335		ED Electric Dogging				3 Black Anodized 335	48 48 inches	US32D Satin Stainless	
			- Without Options					AXXB Alarmed Exit Device where XX is door opening width		

*Radius with weatherstrip faceplate is not available in US finishes.

Updated: December 10, 2018

ASSA ABLOY, the global leader in door opening solutions

US adamsrite.com | 800.872.3267 | customerservice.adamsrite@assaabloy.com
 Canada assaabloydss.ca | 800.461.3007 | sales.dss.ca@assaabloy.com

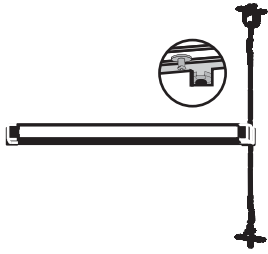
Patent pending and/or patent www.assaabloydss.com/patents. Copyright © 2019, Hanchett Entry Systems, Inc., an ASSA ABLOY Group company. All rights reserved. Reproduction in whole or in part without the express written permission of Hanchett Entry Systems, Inc. is prohibited.



Option Pricing on pages 25 & 26

3600, 8500

Metal Door Concealed Vertical Rod Exit Device



MODELS & FINISHES	313, 335, 628	US4, US32D	US3, US32
8500 Concealed vertical rod exit device for hollow metal	\$708	\$1,028	\$1,134
8500T Top rod only (less bottom rod) CVR exit device	\$628	\$948	\$1,054
3600 Fire-rated concealed vertical rod exit device for hollow metal	\$1,156	\$1,476	\$1,582
3600T Fire-rated top rod only (less bottom rod) CVR exit device	\$1,076	\$1,396	\$1,502
KITTED OPTIONS			
MODEL			
3655 Tall door kit for doors taller than 66" above bar height, up to 10'			\$60

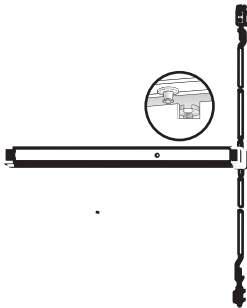
HOW TO ORDER Specify quantity and the following information. Order related products separately.

MODEL	PUSHBAR FINISH	ROD TYPE	DEVICE OPTIONS	MONITORING OPTION	DOOR OPENING WIDTH On pair of doors, specify HALF of the total exit opening	US FINISH	END CAPS OPTION FOR US FINISH
85	00	T	ED	M	-36	-US32D	
36 Fire-Rated	00 US Finish	T Top Rod only	LR Electric Latch Retraction (solenoid)	M Single Switch	30 30 inches	US3 Bright Brass	MEC Matching End Caps
85 Life-Safety	11 Clear Anodized 628	- Standard rod	SE Motorized Latch Retraction	M2 Dual Switch	36 36 inches	US4 Satin Brass	
	22 Dark Bronze Anodized 313		C Cylinder Dogging (non-fire rated devices only)	(BLANK) No Monitor	42 42 inches	US32 Bright Stainless	
	33 Black Anodized 335		ED Electric Dogging		48 48 inches	US32D Satin Stainless	
			(BLANK) No Option		AXXB Alarmed Exit Device where XX is door opening width		

*Please note that 30" exit devices cannot accommodate monitoring options, except when ordered in conjunction with the SE option.

8600

Narrow Stile Concealed Vertical Rod Exit Device



MODELS & FINISHES	313, 335, 628	US4, US32D	US3, US32
8600 Narrow stile concealed vertical rod exit device	\$660	\$980	\$1,086
8600T Top rod only (less bottom rod) CVR exit device	\$580	\$900	\$1,006
SPECIAL MODELS			
8600-99 CVR exit device, less rods	\$570	\$890	\$996

Please contact factory for information on the 8675 Midpanel CVR Exit Device. Pricing is standard pricing plus unique door cutting charge for custom cut length.

KITTED OPTIONS

MODEL

8655 Tall door kit for doors up to 10' for use with 8500, 8600			\$57
---	--	--	------

HOW TO ORDER Specify quantity and the following information. Order related products separately.

MODEL	PUSHBAR FINISH	ROD TYPE	DEVICE OPTIONS	MONITORING OPTION	DOOR OPENING WIDTH On pair of doors, specify HALF of the total exit opening	US FINISH	END CAPS OPTION FOR US FINISH
86	22	T	SE	M2	-36		
86 Life-Safety	00 US Finish	T Top Rod only	LR Electric Latch Retraction (solenoid)	M Single Switch	30 30 inches	US3 Bright Brass	MEC Matching End Caps
	11 Clear Anodized 628	- Standard rod	SE Motorized Latch Retraction	M2 Dual Switch	36 36 inches	US4 Satin Brass	
	22 Dark Bronze Anodized 313		C Cylinder Dogging	(BLANK) No Monitor	42 42 inches	US32 Bright Stainless	
	33 Black Anodized 335		ED Electric Dogging		48 48 inches	US32D Satin Stainless	
			(BLANK) No Option		AXXB Alarmed Exit Device where XX is door opening width		

Option Pricing on pages 25 & 26

3700, 8700

Rim Exit Device



MODELS & FINISHES	313, 335, 628	US4, US32D	US3, US32
8700 Rim exit device for wood and hollow metal	\$485	\$783	\$868
3700 Fire-rated rim exit device for wood and hollow metal	\$804	\$1,102	\$1,187

KITTED OPTIONS

MODELS	N/A
3889-08 Mullion for doors up to 8' for use with 8700, 3700	\$541

HOW TO ORDER Specify quantity and the following information. Order related products separately.

MODEL	PUSHBAR FINISH	DEVICE OPTIONS	MONITORING OPTION	DOOR OPENING WIDTH On pair of doors, specify HALF of the total exit opening	US FINISH	END CAPS OPTION FOR US FINISH	VOLTAGE (For EL Option Only)
37	00	EL	M1	-36	-US3	MEC	-12
37 Fire-Rated	00 US Finish	LR Electric Latch Retraction (solenoid) (indicate 12V/24V)	M Single Switch	30 30 inches	US3 Bright Brass	MEC Matching End Caps	12 Volts
87 Life-Safety	01 Clear Anodized 628	SE Motorized Latch Retraction	M2 Dual Switch	36 36 inches	US4 Satin Brass		24 Volts
	02 Dark Bronze Anodized 313	C Cylinder Dogging	(BLANK) No Monitor	42 42 inches	US32 Bright Stainless		
	03 Black Anodized 335	ED Electric Dogging		48 48 inches	US32D Satin Stainless		
		- Without Options		AXXB Alarmed Exit Device where XX is door opening width			

*Please note that 30" exit devices cannot accommodate monitoring options, except when ordered in conjunction with the SE option.

8800

Narrow Stile Rim Exit Device



MODEL & FINISHES	313, 335, 628	US4, US32D	US3, US32
8800 Narrow stile rim exit device	\$463	\$761	\$847

KITTED OPTIONS

MODELS	313, 628
3890-08 Aluminum mullion for doors up to 8' for use with 8800	\$592
3890-10 Aluminum mullion for doors up to 10' for use with 8800	\$618

HOW TO ORDER Specify quantity and the following information. Order related products separately.

MODEL	PUSHBAR FINISH	DEVICE OPTIONS	MONITORING OPTION	DOOR OPENING WIDTH On pair of doors, specify HALF of the total exit opening	US FINISH	END CAPS OPTION FOR US FINISH	VOLTAGE (For EL Option Only)
88	01	C	M2	-36			-12
88 Life-Safety	00 US Finish	LR Electric Latch Retraction (solenoid) (indicate 12V/24V)	M Single Switch	30 30 inches	US3 Bright Brass	MEC Matching End Caps	12 Volts
	01 Clear Anodized 628	SE Motorized Latch Retraction	M2 Dual Switch	36 36 inches	US4 Satin Brass		24 Volts
	02 Dark Bronze Anodized 313	C Cylinder Dogging	(BLANK) No Monitor	42 42 inches	US32 Bright Stainless		
	03 Black Anodized 335	ED Electric Dogging		48 48 inches	US32D Satin Stainless		
		- Without Options		AXXB Alarmed Exit Device where XX is door opening width			

Updated: December 10, 2018

ASSA ABLOY, the global leader in door opening solutions

US adamsrite.com | 800.872.3267 | customerservice.adamsrite@assaabloy.com

Canada assaabloydss.ca | 800.461.3007 | sales.dss.ca@assaabloy.com

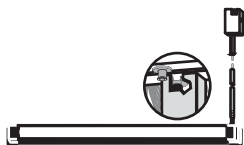
Patent pending and/or patent www.assaabloydss.com/patents. Copyright © 2019, Hanchett Entry Systems, Inc., an ASSA ABLOY Group company. All rights reserved. Reproduction in whole or in part without the express written permission of Hanchett Entry Systems, Inc. is prohibited.



Option Pricing on pages 25 & 26

3900, 8900

Wood Door Surface Concealed Vertical Rod Exit Device



MODELS & FINISHES	313, 335, 628	US4, US32D	US3, US32
8900 Surface concealed vertical rod exit device for wood	\$783	\$1,102	\$1,209
3900 Fire-rated surface concealed vertical rod for wood	\$1,230	\$1,549	\$1,656
KITTED OPTIONS			
MODEL	PRICE		
8955-01 Tall door kit for doors up to 10' for use with 8900	\$57		
3955-01 Tall door kit for doors up to 10' for use with 3900	\$57		

HOW TO ORDER Specify quantity and the following information. Order related products separately.

MODEL	PUSHBAR FINISH	DEVICE OPTIONS	MONITORING OPTION	DOOR OPENING WIDTH On pair of doors, specify HALF of the total exit opening	US FINISH	END CAPS OPTION FOR US FINISH
89	00	LR	M2	-36	-US32	
39 Fire-Rated	00 US Finish	LR Electric Latch Retraction (solenoid)	M Single Switch	30 30 inches	US3 Bright Brass	MEC Matching End Caps
89 Life-Safety	11 Clear Anodized 628	SE Motorized Latch Retraction	M2 Dual Switch	36 36 inches	US4 Satin Brass	
	22 Dark Bronze Anodized 313	C Cylinder Dogging (non-fire rated devices only)	(BLANK) No Monitor	42 42 inches	US32 Bright Stainless	
	33 Black Anodized 335	ED Electric Dogging		48 48 inches	US32D Satin Stainless	
		(BLANK) No Option		AXXB Alarmed Exit Device where XX is door opening width		

*Please note that 30" exit devices cannot accommodate monitoring options, except when ordered in conjunction with the SE option.

Accessories for 3000/8000 Series Exit Devices

OPTIONS & FINISHES	N/A	US4, US32D	US3, US32
ALARM Battery-operated alarmed exit device. Alarm option cannot be combined with any other device option or monitoring options.	\$479		
C Cylinder dogging	\$52		
ED Electric dogging	\$422		
EL Electric latch retraction (solenoid) for use with 3700, 8700, 8800 rim exit devices only	\$366		
ELD Electric latch retraction (solenoid) with mechanical dogging for rim exit devices only	\$417		
LR Electric latch retraction (solenoid) for use with CVR, Mortise and SVR exit devices.	\$623		
MEC Matching end caps. For US finishes only, not applicable to anodized finishes		\$82	\$108
M1 Monitor/single signal switch	\$129		
M2 Monitor/dual signal switch	\$191		
SE Motorized latch retraction	\$670		

KITTED options for 3000/8000 Series Exit Devices

MODELS & FINISHES	N/A	313, 335, 628	US4, US32D	US3, US32	119, 121, 652
ALARM EXIT KIT Kit for retrofitting an alarm function to an existing Adams Rite exit device Includes new pushbar, end caps and installation hardware		\$608	\$839	\$901	
91-0897-01 Single signal switch kit, retrofits to 3000/8000	\$115				
91-0897-02 Dual signal switch kit, retrofits to 3000/8000	\$176				
26-0584-XXX-MP Sex bolts, 2 per bag, 2 kits required per exit device					\$27

MODIFICATION OPTIONS for 3000/8000 Series exit devices Please contact factory for all product modifications.

MODELS	ADD
THICK DOOR For doors thicker than 1-3/4" and/or door skins plus reinforcement thicker than those specified in the Adams Rite Master Reinforcement Sheet template, for CVR and Mortise Exit Devices	\$67
UNIQUE DOOR Cutting charges for non-standard custom cut lengths between 30" and 48"	\$88

Please note that thick door modification options are available for 8300, 8400, and 8600 series exit devices only.

NEW EX SERIES EXIT DEVICES

EX88



Interlocking Rim Exit Device

MODEL & FINISHES	313, 335, 628
EX88 Interlocking rim exit device for aluminum, hollow metal or wood applications.	\$500

EX89



Pullman Rim Exit Device

MODEL & FINISHES	313, 335, 628
EX89 Pullman rim exit device for aluminum, hollow metal or wood applications.	\$500

EX76



Concealed Vertical Rod Exit Device

MODEL & FINISHES	313, 335, 628
EX76 CVR exit device for aluminum and hollow metal applications	\$713

EX80



Dummy Push Bar

MODEL & FINISHES	313, 335, 628
EX80 Dummy push bar for aluminum, hollow metal or wood applications. Includes two monitoring switches. Field selectable for active or inactive configuration	\$477

EX Series

OPTIONS	ADD
MONITOR Dual Signal Switch	\$195
Alarm coming soon 2019	

HOW TO ORDER Specify quantity and the following information. Order related products separately.

MODEL	LENGTH	FINISHES	DEVICE OPTIONS*
EX89	-R	628	
EX88 Interlocking Rim Exit Device	R Regular (36")	313 Dark Bronze Anodized	A Alarmed (coming soon)
EX89 Pullman Rim Exit Device)	M Mid-Length (42")	335 Black Anodized	M Monitoring
EX76 CVR Exit Device	L Long (48")	628 Clear Anodized	(BLANK) standard, no options
EX80 Dummy Push Bar			

*Device options not applicable to Dummy Push Bar. Dummy Push Bar comes standard with dual monitoring switches.

Updated: December 10, 2018

ASSA ABLOY, the global leader in door opening solutions

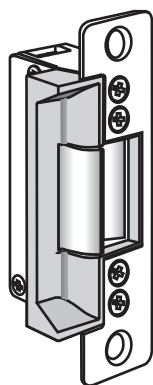
US adamsrite.com | 800.872.3267 | customerservice.adamsrite@assaabloy.com
 Canada assaabloydss.ca | 800.461.3007 | sales.dss.ca@assaabloy.com

Patent pending and/or patent www.assaabloydss.com/patents. Copyright © 2019, Hanchett Entry Systems, Inc., an ASSA ABLOY Group company. All rights reserved. Reproduction in whole or in part without the express written permission of Hanchett Entry Systems, Inc. is prohibited.



ELECTRIC STRIKES

7100, 7101



Electric Strikes

MODELS & FINISHES	313, 335, 628	626
7100 For aluminum jambs	\$189	\$214
7101 For radius aluminum stiles	\$189	
7100-XX7, 7100-XX9 Monitoring signal switches	\$291	\$316

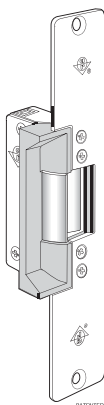
Lip Extensions up to 3" for center-hung or non-flush doors add \$35.

HOW TO ORDER Specify quantity and the following information. Order related products separately.

PRODUCT NO.	FACEPLATE SHAPE	VOLTAGE	CURRENT AND DUTY	FEATURES*	FINISH**	LIP EXTENSIONS (DIM. A)*** (Door Centerline to Jamb Edge)	
710	0	-3	1	0	-628	-00	
	0 Flat	3 12 Volt	1 DC Continuous or Intermittent	0 Standard/Fail-Secure	313 Dark Bronze Anodized	00 1-1/16" or less	05 2"
	1 Radius	4 16 Volt	4 AC Intermittent	5 Fail-Safe	335 Black Anodized	01 1-1/2"	07 2-1/4"
		5 24 Volt		7 Monitored/ Fail-Safe	626 Satin Chrome	02 1-5/8"	09 2-1/2"
				9 Monitored/ Fail-Secure	628 Clear Anodized	03 1-3/4"	12 2-7/8"

*Fail-secure can be converted to fail-safe and vice versa. **7101 available in 313, 335, 628 only. ***Lip extensions not available on 7101.

7110, 7111



Electric Strikes

MODELS & FINISHES	652
7110 For wood jambs	\$223
7111 For wood jambs, long faceplate	\$223
7110-XX7, 7110-XX9 Monitoring signal switches	\$325

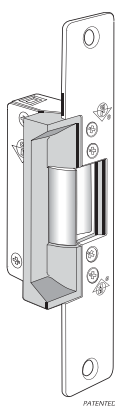
Lip Extensions up to 3" for center-hung or non-flush doors add \$35.

HOW TO ORDER Specify quantity and the following information. Order related products separately.

PRODUCT NO.	FACEPLATE LENGTH	VOLTAGE	CURRENT AND DUTY	FEATURES*	FINISH	LIP EXTENSIONS (DIM. A) (Door Centerline to Jamb Edge)	
711	0	-3	1	0	-652	-00	
	0 7-15/16"	3 12 Volt	1 DC Continuous or Intermittent	0 Standard/Fail-Secure	652 Satin Chrome	00 1-1/16" or less	05 2"
	1 10-1/4"	4 16 Volt	4 AC Intermittent	5 Fail-Safe		01 1-1/2"	07 2-1/4"
		5 24 Volt		7 Monitored/ Fail-Safe		02 1-5/8"	09 2-1/2"
				9 Monitored/ Fail-Secure		03 1-3/4"	12 2-7/8"

*Fail-secure can be field converted to fail-safe or vice-versa.

7130, 7131



Electric Strikes

MODELS & FINISHES	313, 335, 628
7130 For aluminum jambs, pre-cut for MS lock strike plate	\$193
7131 For radius aluminum stiles, pre-cut for MS lock strike plate	\$193

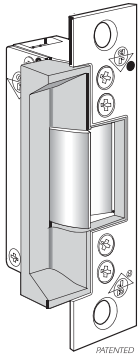
Lip Extensions up to 3" for center-hung or non-flush doors add \$35.

HOW TO ORDER Specify quantity and the following information. Order related products separately.

PRODUCT NO.	FACEPLATE SHAPE	VOLTAGE	CURRENT AND DUTY	FEATURES*	FINISH	LIP EXTENSIONS (DIM. A)** (Door Centerline to Jamb Edge)	
713	0	-3	1	0	-313	-00	
	0 Flat	3 12 Volt	1 DC Continuous or Intermittent	0 Standard/ Fail-Secure	313 Dark Bronze Anodized	00 1-1/16" or less	05 2"
	1 Radius	4 16 Volt	4 AC Intermittent	5 Fail-Safe	335 Black Anodized	01 1-1/2"	07 2-1/4"
		5 24 Volt		7 Monitored/ Fail-Safe	628 Clear Anodized	02 1-5/8"	09 2-1/2"
				9 Monitored/ Fail-Secure		03 1-3/4"	12 2-7/8"

*Fail-secure can be field converted to fail-safe or vice-versa. **Lip extensions not available on 7131.

7140



Electric Strike

MODEL & FINISHES	313, 335, 628	626
7140 ANSI size for hollow metal and wood jambs	\$189	\$214
7140-XX7, 7140-XX9 Monitoring signal switch	\$291	\$316

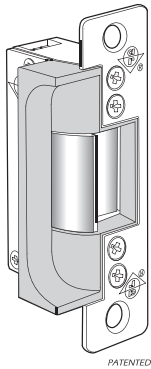
Lip Extensions up to 3" for center-hung or non-flush doors add \$35.

HOW TO ORDER Specify quantity and the following information. Order related products separately.

PRODUCT NO.	VOLTAGE	CURRENT AND DUTY	FEATURES*	FINISH	LIP EXTENSIONS (DIM. A) (Door Centerline to Jamb Edge)	
7140	-3	1	0	-628	-00	
	3 12 Volt	1 DC Continuous or Intermittent	0 Standard/ Fail-Secure	313 Dark Bronze Anodized	00 1-1/16" or less	05 2"
	4 16 Volt	4 AC Intermittent	5 Fail-Safe	335 Black Anodized	50 1-3/8"	07 2-1/4"
	5 24 Volt		7 Monitor/Fail-Safe	626 Satin Chrome	01 1-1/2"	09 2-1/2"
			9 Monitor/Fail-Secure	628 Clear Anodized	02 1-5/8"	12 2-7/8"
					03 1-3/4"	

*Fail-secure can be field converted to fail-safe or vice-versa.

7160



Electric Strike

MODELS & FINISHES	313, 335, 628	626
7160 For aluminum jambs	\$237	\$262
7160-XX7, 7160-XX9 Monitoring signal switches	\$339	\$364

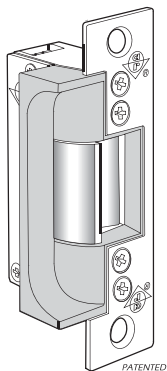
Lip Extensions up to 3" for center-hung or non-flush doors add \$35.

HOW TO ORDER Specify quantity and the following information. Order related products separately.

PRODUCT NO.	VOLTAGE	CURRENT AND DUTY	FEATURES*	FINISH	LIP EXTENSIONS (DIM. A) (Door Centerline to Jamb Edge)	
7160	-3	1	0	-628	-00	
	3 12 Volt	1 DC Continuous or Intermittent	0 Standard/ Fail-Secure	313 Dark Bronze Anodized	00 1-1/16" or less	05 2"
	4 16 Volt	4 AC Intermittent	5 Fail-Safe	335 Black Anodized	01 1-1/2"	07 2-1/4"
	5 24 Volt		7 Monitor/Fail-Safe	626 Satin Chrome	02 1-5/8"	09 2-1/2"
			9 Monitor/Fail-Secure	628 Clear Anodized	03 1-3/4"	12 2-7/8"

*Fail-secure can be field converted to fail-safe or vice-versa.

7170



Electric Strike

MODELS & FINISHES	313, 335, 628	626
7170 For hollow metal and wood jambs	\$237	\$262
7170-XX7, 7170-XX9 Monitoring signal switches	\$339	\$364

Lip Extensions up to 3" for center-hung or non-flush doors add \$35.

HOW TO ORDER Specify quantity and the following information. Order related products separately.

PRODUCT NO.	VOLTAGE	CURRENT AND DUTY	FEATURES*	FINISH	LIP EXTENSIONS (DIM. A) Door Centerline to Jamb Edge	
7170	-3	1	0	-628	-00	
	3 12 Volt	1 DC Continuous or Intermittent	0 Standard/Fail-Secure	313 Dark Bronze Anodized	00 1-1/16" or less	05 2"
	4 16 Volt	4 AC Intermittent	5 Fail-Safe	335 Black Anodized	50 1-3/8"	07 2-1/4"
	5 24 Volt		7 Monitor/Fail-Safe	626 Satin Chrome	01 1-1/2"	09 2-1/2"
			9 Monitor/Fail-Secure	628 Clear Anodized	02 1-5/8"	12 2-7/8"
					03 1-3/4"	

*Fail-secure can be field converted to fail-safe or vice-versa.

Updated: December 10, 2018

ASSA ABLOY, the global leader in door opening solutions

US adamsrite.com | 800.872.3267 | customerservice.adamsrite@assaabloy.com
 Canada assaabloydss.ca | 800.461.3007 | sales.dss.ca@assaabloy.com

Patent pending and/or patent www.assaabloydss.com/patents. Copyright © 2019, Hanchett Entry Systems, Inc., an ASSA ABLOY Group company. All rights reserved. Reproduction in whole or in part without the express written permission of Hanchett Entry Systems, Inc. is prohibited.



Modular Packaging Program – Match strike body with faceplate kit for complete electric strike.

7100 Series

Electric Strike Components

STRIKE BODY KITS	PRICE
7103A For use with 7100/7101, 7110/7111, 7130/7131, 7140	\$157
7173A For use with 7160, 7170	\$203

One strike body kit matched with one faceplate kit makes a complete electric strike assembly.

FACEPLATE KITS & FINISHES	313,335, 628	626	605
FPK00 For use with body kits: 7103A, 7173A	\$31	\$56	\$62
FPK01 For use with body kit: 7103A	\$31		
FACEPLATE KITS & FINISHES		652	632
FPK10 For use with body kit: 7103A		\$66	\$92
FPK11 For use with body kits: 7103A		\$66	\$92
FACEPLATE KITS & FINISHES	313,335, 628	626	605
FPK30 For use with body kit: 7103A	\$36		
FPK31 For use with body kits: 7103A	\$36		
FPK40 For use with body kit: 7103A, 7173A	\$31	\$56	\$62
FPK45 For use with body kit: 7103A, for installing electric strike in previous prep, 4901, 4501 strike cover.	\$36		

Faceplate kits contain all hardware to mount electric strike.

KITTED OPTIONS

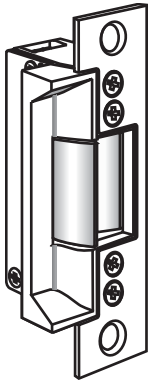
91-0171-01-IP THROUGH -13-IP Lip extension kits for use with 7100 through 7140	\$35
91-0171-50-IP Lip extension kits for use with 7100 through 7140 interior framing systems	\$35
91-0172-01-IP THROUGH -13-IP Lip extension kits for use with 7160 and 7170	\$35
91-0172-50-IP Lip extension kits for use with 7160 and 7170 interior framing systems	\$35

HOW TO ORDER Specify quantity and the following information. Order related products separately.

PRODUCT NO.	VOLTAGE	CURRENT AND DUTY	FEATURES*
7103A	3	1	0
7103A	3 12 Volt	1 DC Continuous or Intermittent	0 Standard/Fail-Secure
7173A	4 16 Volt	4 AC Intermittent	5 Fail-Safe
	5 24 Volt		

*Fail-secure can be field converted to fail-safe or vice-versa.

7240 Series

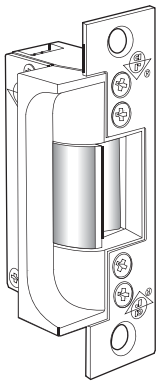


Fire-Rated Electric Strikes

MODELS & FINISH					630
7240 Fire-rated, for cylindrical latches					\$357
7240-50 Lip extension for interior frame systems					\$392
7240-XX9 Monitoring signal switches					\$459
HOW TO ORDER Specify quantity and the following information. Order related products separately.					
PRODUCT NO.	VOLTAGE	CURRENT AND DUTY	FEATURES*	FINISH	LIP EXTENSIONS (DIM. A) Door Centerline to Jam Edge for Interior Frames
7240	-3	1	0	-630	-50
	3 12 Volt	1 DC Continuous or Intermittent	0 Fail-Secure	630 Satin Stainless	00 1-1/16" or less
	5 24 Volt	4 AC Intermittent	9 Monitor/Fail-Secure		50 1-3/8"

*Not available fail-safe.

7270 Series

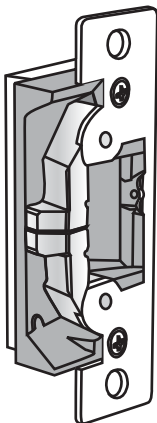


Fire-Rated Electric Strikes

MODELS & FINISH					630
7270 Fire-rated, for mortise latches					\$414
7270-50 Lip extension for interior frame systems					\$454
7270-XX9 Monitoring signal switches					\$516
HOW TO ORDER Specify quantity and the following information. Order related products separately.					
PRODUCT NO.	VOLTAGE	CURRENT AND DUTY	FEATURES*	FINISH	LIP EXTENSIONS (DIM. A) Door Centerline to Jam Edge for Interior Frames
7270	-3	1	0	-630	-50
	3 12 Volt	1 DC Continuous or Intermittent	0 Fail-Secure	630 Satin Stainless	00 1-1/16" or less
	5 24 Volt	4 AC Intermittent	9 Monitor/Fail-Secure		50 1-3/8"

*Not available fail-safe.

7400, 7401



Ultraline® Electric Strikes

MODELS & FINISHES	313, 335, 628	630	605, 606, 629	119, 121, 130
7400 For radius jambs	\$259	\$286	\$296	
7400M Monitoring signal switches	\$361	\$388	\$398	
7401 For radius aluminum stiles				\$259
7401M Monitoring signal switches				\$361

HOW TO ORDER Specify quantity and the following information. Order related products separately.				
PRODUCT NO.	FACEPLATE SHAPE	FEATURES	FINISH	
740	0	M	628	
	0 Flat	- None	7400 ONLY	
	1 Radius	M Monitored	313 Dark Bronze Anodized	628 Clear Anodized
		A Modular Pack - Body Kit	335 Black Anodized	629 Bright Stainless
			605 Bright Brass	630 Satin Stainless
			606 Satin Brass	130 To match 628 Clear Anodized
				119 To match 335 Black Anodized
				121 To match 313 Dark Bronze Anodized

Fail-secure can be field converted to fail-safe or vice-versa.

Updated: December 10, 2018

ASSA ABLOY, the global leader in door opening solutions


US adamsrite.com | 800.872.3267 | customerservice.adamsrite@assaabloy.com

Canada assaabloydss.ca | 800.461.3007 | sales.dss.ca@assaabloy.com

Patent pending and/or patent www.assaabloydss.com/patents. Copyright © 2019, Hanchett Entry Systems, Inc., an ASSA ABLOY Group company. All rights reserved. Reproduction in whole or in part without the express written permission of Hanchett Entry Systems, Inc. is prohibited.



7410, 7411




Ultraline® Electric Strikes

MODELS & FINISHES		313, 335, 628	630
7410	For wood jambs, 7-15/16" faceplate	\$291	\$317
7410M	Monitoring signal switches	\$393	\$419
7411	For wood jambs, 10-1/4" faceplate, not available in 335 Finish	\$291	\$317
7411M	Monitoring signal switches		\$419
HOW TO ORDER Specify quantity and the following information. Order related products separately.			
PRODUCT NO.	FACEPLATE LENGTH	FEATURES	FINISH
741	0	-	628
	0 7-15/16"	- None	313 Dark Bronze Anodized 628 Clear Anodized
	1 10-1/4"	M Monitored	335 Black Anodized 630 Satin Stainless

Fail-secure can be field converted to fail-safe or vice-versa.

7430, 7431




Ultraline® Electric Strikes

MODELS & FINISHES		313, 335, 628	119, 121, 130
7430	For aluminum jambs, flat faceplate	\$265	
7430M	Monitoring signal switches	\$367	
7431	For aluminum stiles, radius faceplate		\$265
7431M	Monitoring signal switches, not available in 119 finish.		\$367
HOW TO ORDER Specify quantity and the following information. Order related products separately.			
PRODUCT NO.	FACEPLATE SHAPE	FEATURES	FINISH
743	0	M	628
	0 Flat	- None	313 Dark Bronze Anodized 119 To match 335 Black Anodized
	1 Radius	M Monitored	335 Black Anodized 121 To match 313 Dark Bronze Anodized
			628 Clear Anodized 130 To match 628 Clear Anodized

Fail-secure can be field converted to fail-safe or vice-versa.

7440



Ultraline® Electric Strikes

MODELS & FINISHES		313, 335, 628	630	605, 606, 629
7440	For steel and wood, jambs and doors	\$259	\$286	\$296
7440M	Monitoring signal switches	\$361	\$388	\$398
HOW TO ORDER Specify quantity and the following information. Order related products separately.				
PRODUCT NO.	FEATURES	FINISH		
7440	M	628		
	- None	313 Dark Bronze Anodized	606 Satin Brass	629 Bright Stainless
	M Monitored	335 Black Anodized	628 Clear Anodized	630 Satin Stainless
		605 Bright Brass		

Fail-secure can be field converted to fail-safe or vice-versa.

74R1



Ultraline® Electric Strikes

MODELS & FINISHES		119, 121, 130
74R1	For use with rim exit devices with 3/4" latchbolt	\$353
74R1M	Monitoring signal switches	\$455
HOW TO ORDER Specify quantity and the following information. Order related products separately.		
PRODUCT NO.	FEATURES	FINISH
74R1	M	-130
	- None	119 To match 335 Black Anodized
	M Monitored	121 To match 313 Dark Bronze Anodized
		130 To match 628 Clear Anodized

Fail-secure can be field converted to fail-safe or vice-versa.

74R2



Ultraline® Electric Strike

MODELS & FINISHES		119, 121, 130
74R2	For use with narrow stile rim exit devices with 1/2" latchbolt	\$353
HOW TO ORDER Specify quantity and the following information. Order related products separately.		
PRODUCT NO.	FINISH	
74R2	-130	
	119 To match 335 Black Anodized	
	121 To match 313 Dark Bronze Anodized	
	130 To match 628 Clear Anodized	

Fail-secure can be field converted to fail-safe or vice-versa.

Updated: December 10, 2018

ASSA ABLOY, the global leader
in door opening solutions

US adamsrite.com | 800.872.3267 | customerservice.adamsrite@assaabloy.com
Canada assaabloydss.ca | 800.461.3007 | sales.dss.ca@assaabloy.com

Patent pending and/or patent www.assaabloydss.com/patents. Copyright © 2019, Hanchett Entry Systems, Inc., an ASSA ABLOY Group company. All rights reserved. Reproduction in whole or in part without the express written permission of Hanchett Entry Systems, Inc. is prohibited.



Modular Packing Program - match strike body kit with faceplate kit for complete electric strike.
Select 7400A for standard jambs and 7401A for radius stile mounting. No finish designation required for strike body kits.

7400 Series

Electric Strike Components

STRIKE BODY KITS

7400A Standard body, for use in single door applications	\$236
7401A Radius body, for use in applications with pairs of doors	\$236

Match one strike body kit with one faceplate kit to make a complete electric strike assembly.

FACEPLATE KITS & FINISHES	313, 335, 628	630	605, 606, 629	119, 121,130
FPK7400 For use with body kit: 7400A	\$26	\$52	\$62	
FPK7401 For use with body kit: 7401A				\$26
FPK7410 For use with body kit: 7400A	\$57	\$82		
FPK7411 For use with body kit: 7400A, not available in 335 finish	\$62	\$87		
FPK7430 For use with body kit: 7400A	\$31			
FPK7431 For use with body kit: 7401A				\$31
FPK7440 For use with body kit: 7400A	\$26	\$52	\$62	
FPK7445 For use with body kit: 7400A, not available in 335 finish. For installing electric strike in previous prep 4901, 4501, strike cover	\$36			

Faceplate kits contain all hardware to mount electric strike.

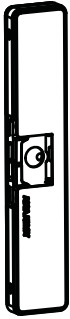
KITTED OPTIONS

LEK7400 Lip extension kits for use with 7400 series electric strikes, for flat faceplates only	\$45
VA7400-12 12 VDC adapter cable for 7400 electric strikes	\$12
VA7400-16VDC 16 VDC adapter kit for 7400 electric strikes	\$20
VA7400-24 24 VDC adapter cable for 7400 electric strikes	\$12
WDC7400 Wood door cover plate for use when mounting 7400 in the inactive leaf of a wood door pair (to simplify the mortising operation)	\$13
ELX ElectroLynx™ Adapter to connect Adams Rite products to the ElectroLynx system	\$32

HOW TO ORDER Specify quantity and the following information. Order related products separately.

PRODUCT NO.	LIP EXTENSIONS (distance from vertical centerline of the door in the closed position to the edge of the jamb)						
LEK7400	-00						
	01 1-1/2"	03 1-3/4"	05 2"	07 2-1/4"	09 2-1/2"	11 2-3/4"	13 3"
	02 1-5/8"	04 1-7/8"	06 2-1/8"	08 2-3/8"	10 2-5/8"	12 2-7/8"	50 1-3/8"

7800 Series



Electric Strike

MODELS & FINISHES	630	613E, 628E, BSP	606	605,629
7800 For use with Starwheel and Interlocking rim exit devices.	\$595	\$627	\$668	\$681
7800L Latchbolt Monitoring	\$705	\$737	\$778	\$791
7800M Monitoring signal switches	\$715	\$747	\$788	\$801

Accessories

MODELS & FINISHES	630, 613E, 628E, BSP
7800-116-XXX 1/16" Spacer plate	\$27
7800-108-XXX 1/8" Spacer plate	\$30
7800-SMB Surface Mounting Box	\$206

HOW TO ORDER Specify quantity and the following information. Order related products separately.

PRODUCT NO.	FEATURES*	FINISH
7800	M	628
	- None	605 Bright Brass
	L Latchbolt Monitor	606 Satin Brass
	M Monitored	613E Dark Oxidized Satin Bronze Powder
		628E Satin Aluminum Clear Anodized
		629 Bright Stainless
		630 Satin Stainless
		BSP Black Suede Powder

*Fail-secure can be field converted to fail-safe or vice-versa.

Updated: December 10, 2018

ASSA ABLOY, the global leader
in door opening solutions

US adamsrite.com | 800.872.3267 | customerservice.adamsrite@assaabloy.com
Canada assaabloydss.ca | 800.461.3007 | sales.dss.ca@assaabloy.com

Patent pending and/or patent www.assaabloydss.com/patents. Copyright © 2019, Hanchett Entry Systems, Inc., an ASSA ABLOY Group company. All rights reserved. Reproduction in whole or in part without the express written permission of Hanchett Entry Systems, Inc. is prohibited.



TRIM

1000



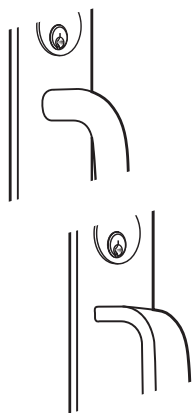
Series Turns

MODELS & FINISHES	119, 121, 130
1000-01, 1000-02 Turn for use with MS1847 deadlock	\$28
1000-11, 1000-21 Stainless steel turn and escutcheon for use with MS1847 deadlock	\$33
1004 Turn for use with 5015, 5017 deadlock	\$33
1015 Turn for use with 5015, 5017 deadlock	\$33
1016 Outside escutcheon	\$28

HOW TO ORDER Specify quantity and the following information. Order related products separately.

PRODUCT NO.	TURN TYPE	SPINDLE LENGTH	FINISH																																																																								
1000	-21	-14	-130																																																																								
TURN WITHOUT ESCUTCHEON Furnished Unassembled	-01 Parallel Drive	-02 Perpendicular Drive	DASH CHART <table border="1"> <thead> <tr> <th>NO.</th> <th>"L"</th> <th>MM</th> <th>NO.</th> <th>"L"</th> <th>MM</th> </tr> </thead> <tbody> <tr><td>-11</td><td>17/32</td><td>13</td><td>-22</td><td>1-15/64</td><td>31</td></tr> <tr><td>-12</td><td>39/64</td><td>15</td><td>-23</td><td>1-19/64</td><td>33</td></tr> <tr><td>-13</td><td>43/64</td><td>17</td><td>-24</td><td>1-23/64</td><td>35</td></tr> <tr><td>-14</td><td>47/64</td><td>19</td><td>-25</td><td>1-27/64</td><td>36</td></tr> <tr><td>-15</td><td>51/64</td><td>20</td><td>-26</td><td>1-31/64</td><td>38</td></tr> <tr><td>-16</td><td>55/64</td><td>22</td><td>-27</td><td>1-33/64</td><td>39</td></tr> <tr><td>-17</td><td>59/64</td><td>23</td><td>-28</td><td>1-39/64</td><td>41</td></tr> <tr><td>-18</td><td>63/64</td><td>25</td><td>-29</td><td>1-43/64</td><td>42</td></tr> <tr><td>-19</td><td>1-3/64</td><td>26</td><td>-30</td><td>1-47/64</td><td>44</td></tr> <tr><td>-20</td><td>1-7/64</td><td>28</td><td>-31</td><td>1-51/64</td><td>46</td></tr> <tr><td>-21</td><td>1-11/64</td><td>30</td><td>-32</td><td>1-55/64</td><td>47</td></tr> </tbody> </table>	NO.	"L"	MM	NO.	"L"	MM	-11	17/32	13	-22	1-15/64	31	-12	39/64	15	-23	1-19/64	33	-13	43/64	17	-24	1-23/64	35	-14	47/64	19	-25	1-27/64	36	-15	51/64	20	-26	1-31/64	38	-16	55/64	22	-27	1-33/64	39	-17	59/64	23	-28	1-39/64	41	-18	63/64	25	-29	1-43/64	42	-19	1-3/64	26	-30	1-47/64	44	-20	1-7/64	28	-31	1-51/64	46	-21	1-11/64	30	-32	1-55/64	47
				NO.	"L"	MM	NO.	"L"	MM																																																																		
-11	17/32	13	-22	1-15/64	31																																																																						
-12	39/64	15	-23	1-19/64	33																																																																						
-13	43/64	17	-24	1-23/64	35																																																																						
-14	47/64	19	-25	1-27/64	36																																																																						
-15	51/64	20	-26	1-31/64	38																																																																						
-16	55/64	22	-27	1-33/64	39																																																																						
-17	59/64	23	-28	1-39/64	41																																																																						
-18	63/64	25	-29	1-43/64	42																																																																						
-19	1-3/64	26	-30	1-47/64	44																																																																						
-20	1-7/64	28	-31	1-51/64	46																																																																						
-21	1-11/64	30	-32	1-55/64	47																																																																						
TURN WITH ESCUTCHEON Furnished Assembled	-11 Parallel Drive	-21 Perpendicular Drive	119 To match 335 Black Anodized																																																																								
			121 To match 313 Dark Bronze Anodized																																																																								
			130 To match 628 Clear Anodized																																																																								

3000



Fixed Pull

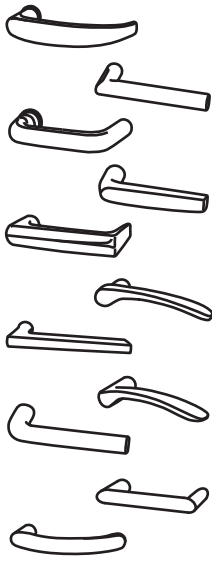
MODELS & FINISH	US32D
3001 Tubular fixed pull for hollow metal or wood doors	\$203
3002 Flat fixed pull for hollow metal or wood doors	\$221

HOW TO ORDER Specify quantity and the following information. Order related products separately.

PRODUCT NO.	HANDLE	CYLINDER HOLE	EXIT DEVICE	FINISH
300	1	-1	1	-US32D
	1 Round	1 Without Hole	1 Mortise, Rim	US32D Satin Stainless
	2 Flat	2 With Hole	2 CVR	
			3 SVR	

Not for use with the following narrow stile exit devices: 8200 SVR, 8400 Mortise, 8600 CVR, 8800 Rim exit devices.

3080



Series Entry Trim

MODELS & FINISHES		STANDARD TRIM		ELECTRIFIED TRIM	
		US4, US32D, 10B	US3, US32	US4, US32D, 10B	UUS3, US32
STANDARD LEVER	3080 Entry trim with standard lever (01, 02, 03)	\$354	\$390	\$685	\$721
	3080-M Entry trim with standard lever (01, 02, 03) with matching trim cover finish	\$446	\$482	\$777	\$813
	3080-U Entry trim with standard lever (01, 02, 03) with universal trim kit includes tailpieces and trimplates for use with all Adams Rite exit devices	\$379	\$415	\$710	\$746
	3080-U, M Entry trim with standard lever (01, 02, 03), matching trim cover and universal trim kit	\$471	\$507	\$802	\$838
DESIGNER LEVER	3080-MX Entry trim with designer lever series (MD through MW)	\$400	\$436	\$731	\$767
	3080-MX, M Entry trim with designer lever series (MD through MW) with matching trim cover	\$492	\$528	\$823	\$859
	3080-MX, U Entry trim with designer lever series (MD through MW) with universal trim kit	\$425	\$461	\$757	\$792
	3080-MX, U, M Entry trim with designer lever series (MD through MW), universal trim kit and matching trim cover	\$517	\$553	\$849	\$884

Tactile strip now available as a Kitted Option (below) for standard levers 01 and 03.

KITTED OPTIONS	PRICE
91-0686 Adaptor kit for 3080 trim and G86 exit device	\$30
91-0118 Tactile strip for 3080 standard levers 01, 03	\$37

HOW TO ORDER Specify quantity and the following information. Order related products separately.

PRODUCT NO.	ELECTRIFIED	HANDLE	HANDING	CYLINDER HOLE	EXIT DEVICE	VOLTAGE	FEATURES	TRIM COVER FINISH	FINISH
3080	E	-01	-0	-3	7	-3	0	M	US32D
	(BLANK) Standard	STANDARD HANDLES	0 No Handing	3 With Hole	1 SVR	Electrified Trim Only	Electrified Trim Only	- Standard (Black)	US3 Bright Brass
	E Electrified Trim	01 Curve	7 Left Hand*	9 Without Hole	3 Mortise	3 12 Volt DC	0 Fail-Secure	M Matching Finish	US4 Satin Brass
		02 Round	8 Right Hand*		4 SCVR	5 24 Volt DC	5 Fail-Safe		10B Dark Bronze
		03 Square			6 CVR				US32 Bright Stainless
		DESIGNER SERIES			7 Rim				US32D Satin Stainless
		MD	MJ		U Universal Kit				
		ME	MN* (Handed)						
		MG	MV* (Handed)						
		MI	MW						

*Handing must be specified for MN and MV Designer Levers.

Updated: December 10, 2018

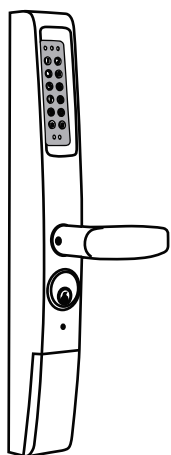
ASSA ABLOY, the global leader in door opening solutions

US adamsrite.com | 800.872.3267 | customerservice.adamsrite@assaabloy.com
 Canada assaabloydss.ca | 800.461.3007 | sales.dss.ca@assaabloy.com

Patent pending and/or patent www.assaabloydss.com/patents. Copyright © 2019, Hanchett Entry Systems, Inc., an ASSA ABLOY Group company. All rights reserved. Reproduction in whole or in part without the express written permission of Hanchett Entry Systems, Inc. is prohibited.



3090



eForce® Keyless Entry

FOR DEADLATCHES & EXITS

FOR DEADLOCKS

MODELS & FINISHES	FOR DEADLATCHES & EXITS	FOR DEADLOCKS
3090-01, 3090-02 eForce keyless entry with keypad	626, 121 3090-01	626, 121 3090-02
	\$691	\$711

KITTED OPTIONS


MODELS	PRICE
RSK-3090 Remote switch input connector	\$16

HOW TO ORDER Specify quantity and the following information. Order related products separately.

PRODUCT NO.	COMPATIBLE PRODUCTS	FINISH
3090	-01	-626
	01 Adams Rite latches or 8000 Series Exit Devices, Yale 7200 series, Corbin Russwin ED4000 series exit devices only	121 To match 313 Dark Bronze Anodized
	02 Adams Rite MS® deadlocks	626 Satin Chrome

NOTE: Adams Rite eForce 3090P & 3090C have been discontinued as of November 16, 2018. Customers can continue to order eForce 3090-150 and the A100-3090H (Aperio).

A100-3090H



Keyless Entry and Aperio® Hub Pre-Paired Kit

FOR DEADLATCHES & EXITS

FOR DEADLOCKS

MODELS & FINISHES	FOR DEADLATCHES & EXITS	FOR DEADLOCKS
A100-3090HC Keyless entry paired with hub, iCLASS reader	121, 626	121, 626
A100-3090HP Keyless entry paired with hub, PROX reader	\$1,760	\$1,780
	\$1,760	\$1,780

Special pricing program discounts apply to Aperio products. Please contact your sales representative for pricing information.

KITTED OPTIONS

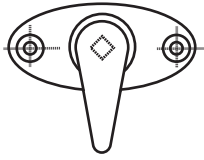
MODELS	PRICE
DPS-C-38G A100 Door Position Switch	\$36

HOW TO ORDER Specify quantity and the following information. Order related products separately.

PRODUCT NO.	CREDENTIAL	COMPATIBLE PRODUCTS	FINISH
A100-3090H	C	-1	-626
	P 125 kHz HID® Prox	1 Adams Rite latches or 8000 Series Exit Devices, Yale 7200 series, Corbin Russwin ED4000 series exit devices only (select REX enabled version).	121 To match 313 Dark Bronze Anodized
	C 13.56 MHz HID iCLASS	2 Adams Rite MS® deadlocks	626 Satin Chrome

NOTE: The Adams Rite A100 narrow stile trim is available as either a pre-paired lock and hub kit (no certification required) or as a field configurable component (requires Aperio® Certified Integrator certification). Pre-paired kits support limited features, field configured devices are required in order to support all options. Visit www.IntelligentOpenings.com to learn more.

4060



Turn

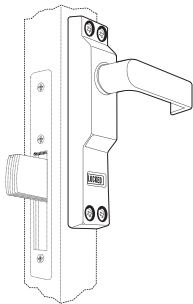
MODEL & FINISH	130
4060 Turn for 1875 deadlock, 1-1/2", 1-3/4", or 2" door thickness	\$62

HOW TO ORDER Specify quantity and the following information. Order related products separately.

PRODUCT NO.	DOOR THICKNESS	FINISH
4060	-05	-130
	05 1-1/2"	130 To match 628 Clear Anodized
	06 1-3/4"	
	07 2"	

Please contact factory regarding mounting spacers, bolts, guides and strikes for particular door designs.

4550



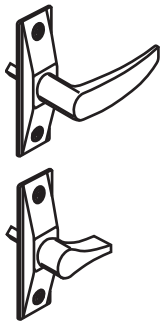
MS® Deadlock Lever

MODEL & FINISHES	119, 121, 130
4550, 01 Deadlock lever, 1-3/4" to 2" door thickness	\$198
4550, 02 Deadlock lever, 2-1/8" to 2-3/8" door thickness	\$238

HOW TO ORDER Specify quantity and the following information. Order related products separately.

PRODUCT NO.	DOOR HAND	DOOR THICKNESS	FINISH
4550	R	-01	-130
	R RH or RHR	01 1-3/4" to 2"	119 To match 335 Black Anodized
	L LH or LHR	02 2-1/8" to 2-3/8"	121 To match 313 Dark Bronze Anodized
			130 To match 628 Clear Anodized

4560, 4565



Series Deadlatch Handles for 4300, 4500, 4900 Deadlatches

MODELS & FINISHES	119, 121, 130
4560-X01 For door thickness (01) 1-3/4" to 2"	\$53
4560-X02 For door thickness (02) 2-1/4" to 2-1/2"	\$73
4560-X03 For door thickness (03) 2-3/4" to 3"	\$73
4560-X04 For door thickness (04) 3-1/4"	\$73
4565-X01 For door thickness (01) 1-3/4" to 2"	\$53
4565-X02 For door thickness (02) 2-1/4" to 2-1/2"	\$73
4565-X03 For door thickness (03) 2-3/4" to 3"	\$73
4565-X04 For door thickness (04) 3-1/4"	\$73


Series Deadlatch Handles for MS+1890 Deadlock/Deadlatch

MODELS & FINISHES	119, 121, 130
4560-011 For door thickness (11) 1-3/4"	\$39
4560-012 For door thickness (12) 1-3/4" to 2-1/4"	\$49
4560-013 For door thickness (13) 2-15/16" to 2-3/4"	\$49
4565-011 For door thickness (11) 1-3/4"	\$39
4565-012 For door thickness (12) 1-3/4" to 2-1/4"	\$49

HOW TO ORDER Specify quantity and the following information. Order related products separately.

PRODUCT NO.	HANDLE TYPE	HANDING	DOOR THICKNESS	FINISH
456	0	-5	01	-130
	0 Lever	0 Using MS+1890	FOR 4300, 4500, 4900 SERIES DEADLATCHES	FOR MS+1890
	5 Turn	5 LH or LHR	01 1-3/4" to 2"	11 1-3/4"
		6 RH or RHR	02 2-1/4" to 2-1/2"	12 1-3/4" to 2-1/4"
			03 2-3/4" to 3"	13 2-5/16" to 2-3/4"
			04 3-1/4"	
				119 To match 335 Black Anodized
				121 To match 313 Dark Bronze Anodized
				130 To match 628 Clear Anodized

4568, 4569



Eurostyle Deadlatch Handles for 4300, 4500, 4900 Deadlatches

MODELS & FINISHES	119, 121, 130
4568-X01 For door thickness (01) 1-3/4" to 2"	\$64
4568-X02 For door thickness (02) 2-1/4" to 2-1/2"	\$79
4568-X03 For door thickness (03) 2-3/4" to 3"	\$79
4568-X04 For door thickness (04) 3-1/4"	\$79
4569-X01 For door thickness (01) 1-3/4" to 2"	\$72
4569-X02 For door thickness (02) 2-1/4" to 2-1/2"	\$87
4569-X03 For door thickness (03) 2-3/4" to 3"	\$87
4569-X04 For door thickness (04) 3-1/4"	\$87

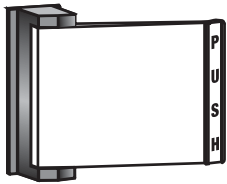
Eurostyle Deadlatch Handles for MS+1890 Deadlock/Deadlatch

MODELS & FINISHES	119, 121, 130
4568-011 For door thickness (11) 1-3/4" to 1-15/16"	\$52
4568-012 For door thickness (12) 2" to 2-1/4"	\$62
4568-013 For door thickness (13) 2-15/16" to 2-3/4"	\$62
4568-014 For door thickness (14) 3"	\$62
4569-011 For door thickness (11) 1-3/4" to 1-15/16"	\$57
4569-012 For door thickness (12) 2" to 2-1/4"	\$67
4569-013 For door thickness (13) 2-15/16" to 2-3/4"	\$67
4569-014 For door thickness (14) 3"	\$67

HOW TO ORDER Specify quantity and the following information. Order related products separately.

PRODUCT NO.	LEVER TYPE	HANDING	DOOR THICKNESS		FINISH
456	8	-5	01		-130
	8 Straight	0 Using MS+1890	FOR 4300, 4500, 4900 SERIES DEADLATCHES	FOR MS+1890	119 To match 335 Black Anodized
	9 Return End	5 LH or LHR	01 1-3/4" to 2"	11 1-3/4" to 1-15/16"	121 To match 313 Dark Bronze Anodized
		6 RH or RHR	02 2-1/4" to 2-1/2"	12 2" to 2-1/4"	130 To match 628 Clear Anodized
			03 2-3/4" to 3"	13 2-5/16" to 2-3/4"	
			04 3-1/4"	14 3"	

4590



Deadlatch Paddle for 4300, 4500, 4900 Deadlatches

MODELS & FINISHES	313, 335, 628
4590-0X-00 For door thickness (00) 1-3/4"	\$105
4590-0X-01 For door thickness (01) 1-13/16" to 2"	\$125
4590-0X-02 For door thickness (02) 2-1/4" to 2-1/2"	\$125
4590-0X-03 For door thickness (03) 2-3/4" to 3"	\$125
4590-0X-04 For door thickness (04) 3-1/4"	\$125

Deadlatch Paddle for MS+1890, 2190 Deadlocks

MODELS & FINISHES	313, 335, 628
4590-1X-00 For door thickness (00) 1-3/4"	\$89
4590-1X-01 For door thickness (01) 1-3/4" to 2-1/4"	\$109
4590-1X-02 For door thickness (02) 2-5/16" to 2-1/2"	\$109
4590-1X-03 For door thickness (03) 2-9/16" to 2-3/4"	\$109

HOW TO ORDER Specify quantity and the following information. Order related products separately.

PRODUCT NO.	OPERATION		DOOR THICKNESS		FINISH*					
4590	02		-00		-313					
	FIRST DASH FOR LATCH SERIES	OPERATION	USE	FOR 4300, 4500, 4900 SERIES DEADLATCHES	FOR MS+1890, 2190	313 Dark Bronze Anodized				
	-01 4300/4500/4900	PULL TO LEFT	Outside of left hand reverse door or inside of right hand	00 1-3/4"	00 1-3/4"	335 Black Anodized				
	-11 MS+1890/2190			01 1-13/16" to 2"	01 1-3/4" to 2-1/4"	628 Clear Anodized				
	-02 4300/4500/4900	PUSH TO LEFT	Outside of left hand door or inside of right hand reverse	02 2-1/4" to 2-1/2"	02 2-5/16" to 2-1/2"					
	-12 MS+1890/2190			03 2-3/4" to 3"	03 2-9/16" to 2-3/4"					
	-03 4300/4500/4900	PULL TO RIGHT	Outside of right hand reverse door or inside or left hand	04 3-1/4"						
	-13 MS+1890/2190									
	-04 4300/4500/4900	PUSH TO RIGHT	Outside of right hand door or inside of left hand reverse							
	-14 MS+1890/2190									
	LH -03 OR -13 -02 OR -12 -04 OR -14 LHR -01 OR -11		RH -01 OR -11 -04 OR -14 -02 OR -12 RHR -03 OR -13							

*Finish applied to paddle assembly only, not escutcheon.

4591







Deadlatch Paddle for 4300, 4500, 4900 Deadlatches

MODELS & FINISHES	313, 335, 628	US3, US26D
4591-0X-00 For door thickness (00) 1-3/4"	\$125	\$235
4591-0X-01 For door thickness (01) 1-13/16" to 2"	\$146	\$256
4591-0X-02 For door thickness (02) 2-1/4" to 2-1/2"	\$146	\$256
4591-0X-03 For door thickness (03) 2-3/4" to 3"	\$146	\$256
4591-0X-04 For door thickness (04) 3-1/4"	\$146	\$256

Deadlatch Paddle for MS+1890, 2190 Deadlocks

MODELS & FINISHES	313, 335, 628	US3, US26D
4591-1X-00 For door thickness (00) 1-3/4"	\$108	\$218
4591-1X-01 For door thickness (01) 1-3/4" to 2-1/4"	\$129	\$239
4591-1X-02 For door thickness (02) 2-5/16" to 2-1/2"	\$129	\$239
4591-1X-03 For door thickness (03) 2-9/16" to 2-3/4"	\$129	\$239
OPTIONS		
4591MA Active paddle, latch activator with monitor switch	Add \$118	
4591M Paddle with switch, no latch activator	Add \$102	
91-0914 Monitor switch kit for 4591, field installation	\$118	

HOW TO ORDER Specify quantity and the following information. Order related products separately.

PRODUCT NO.	OPTIONS*	OPERATION		DOOR THICKNESS		FINISH**	
4591	M	02		-00		-313	
	- Standard Paddle	FIRST DASH FOR LATCH SERIES	OPERATION	USE	FOR 4300, 4500, 4900 SERIES DEADLATCHES	FOR MS+1890, 2190	313 Dark Bronze Anodized
	M Paddle w/ switch only	-01 4300/4500/4900	PULL TO LEFT 	Outside of left hand reverse door or inside of right hand	00 1-3/4"	00 1-3/4"	335 Black Anodized
	MA Active paddle w/ switch	-11 MS+1890/2190			01 1-13/16" to 2"	01 1-3/4" to 2-1/4"	628 Clear Anodized
		-02 4300/4500/4900	PUSH TO LEFT 	Outside of left hand door or inside of right hand reverse	02 2-1/4" to 2-1/2"	02 2-5/16" to 2-1/2"	US3 Bright Brass
		-12 MS+1890/2190			03 2-3/4" to 3"	03 2-9/16" to 2-3/4"	US26D Satin Chrome
		-03 4300/4500/4900	PULL TO RIGHT 	Outside of right hand reverse door or inside of left hand	04 3-1/4"		
		-13 MS+1890/2190					
		-04 4300/4500/4900	PUSH TO RIGHT 	Outside of right hand door or inside of left hand reverse			
		-14 MS+1890/2190					

*M and MA options available on push paddles only, not pull paddles. **Finish applied to paddle assembly only, not escutcheon.

Updated: December 10, 2018

ASSA ABLOY, the global leader in door opening solutions

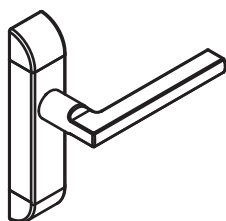
US adamsrite.com | 800.872.3267 | customerservice.adamsrite@assaabloy.com
 Canada assaabloydss.ca | 800.461.3007 | sales.dss.ca@assaabloy.com

Patent pending and/or patent www.assaabloydss.com/patents. Copyright © 2019, Hanchett Entry Systems, Inc., an ASSA ABLOY Group company. All rights reserved. Reproduction in whole or in part without the express written permission of Hanchett Entry Systems, Inc. is prohibited.



4600

Heavy Duty Designer Deadlatch Handles



MODELS & FINISHES		LEVER OPERATOR FOR 4300, 4500, 4900 SERIES DEADLATCHES		LEVER OPERATOR FOR 2190, 2290 INTERCONNECTED DEADBOLT/DEADLATCH	
		10B, US4, US32D	US3, US32	10B, US4, US32D	US3, US32
STANDARD LEVER	4600 Trim with standard lever (01, 02, 03)	\$135	\$170	\$120	\$155
	4600-M Trim with standard lever (01, 02, 03) with form 'C' switch option to indicate when lever is actuated	\$185	\$220	\$170	\$205
	4600-THICK DOOR Trim with standard lever (01, 02, 03) for door thickness greater than 1-7/8"	\$155	\$190	\$140	\$175
DESIGNER LEVER	4600-MX Trim with designer lever series (MD through MW)	\$180	\$215	\$165	\$200
	4600-MX, M Trim with designer lever series (MD through MW) with form 'C' switch option	\$230	\$265	\$215	\$250
	4600-MX, THICK DOOR Trim with designer lever series (MD through MW) for door thickness greater than 1-7/8"	\$200	\$235	\$185	\$220

KITTED OPTIONS

REX-4600 Request to exit kit	\$39
DTK-4600 Fixed lever (dummy) kit	\$12
TDK-4600-XX Thick door kit. Specify door thickness.*	\$26
TBK-4600-XX Through-bolt mounting kit for back-to-back mounting on wood doors. Specify door thickness.*	\$28

*For door thickness (01) 1-3/4", (02) 2", (03) 2-1/4", (04) 2-1/2" and (05) 2-3/4".

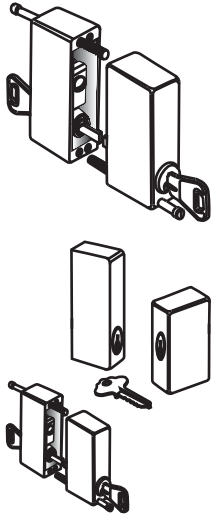
HOW TO ORDER Specify quantity and the following information. Order related products separately.

PRODUCT NO.	REX	HANDLE	HANDING**	DOOR THICKNESS	COMPATIBLE PRODUCTS	FINISH
4600	M	-01	-5	1	1	-32D
	(BLANK) Standard	STANDARD HANDLES	5 LH or LHR	1 1-3/4" to 1-7/8"	1 2190, 2290 Interconnected Deadbolt/Deadlatch	US3 Bright Brass
	M Switch Option	01 Curve	6 RH or RHR	2 2" to 2-1/8"	2 4300, 4500, 4900 Series Deadlatches	US4 Satin Brass
		02 Round		3 2-1/4" to 2-3/8"		10B Dark Bronze
		03 Square		4 2-1/2" to 2-5/8"		US32 Bright Stainless
		DESIGNER SERIES		5 2-3/4" to 2-7/8"		US32D Satin Stainless
		MD MJ				
		ME MN* (Handed)				
		MG MV* (Handed)				
		MI MW				

*Handing must be specified for MN and MV Designer Levers. **Handing - assuming lever on interior of door.

CYLINDERS & ACCESSORIES

4024, 4025, 4026 Cylinder Pulls



MODELS & FINISHES	119, 121, 130
4024-00-01, 02 Cylinder pull, Schlage keyway	\$61
4024-06-01, -02 Cylinder pull, Weiser keyway	\$61
4025-00-01, 02 Cylinder pull, Schlage keyway	\$66
4025-06-01, 02 Standard cylinder pull, Weiser keyway	\$66
4025-100-02, CYL X CYL Cylinder both sides pullset, Schlage keyway	\$132
4025-106-02, CYL X CYL Cylinder both sides pullset, Weiser keyway	\$132
4026-00-01, 02 Cylinder pull for use with 5015, 5017 Wood Door Deadlock, Schlage keyway	\$68
4026-06-01, 02 Cylinder pull for use with 5015, 5017 Wood Door Deadlock, Weiser keyway	\$68

Please contact factory for special cylinder requirements.

HOW TO ORDER Specify quantity and the following information. Order related products separately.			
PULL TYPE	PULL NO./CYLINDER INCLUDED	KEYING	FINISH
4024	-00	-01	-130
4024 Trim Plate Mounted	00 Schlage "C" Keyway	01 Keyed Different	119 To match 335 Black Anodized
4025 Stile Mounted with through - screws	06 Weiser Keyway	02 Keyed Alike in Pairs	121 To match 313 Dark Bronze Anodized
4026 For Wood Applications			130 To match 628 Clear Anodized

4036



Mortise Cylinder

MODEL & FINISHES	313, 335, 628
4036 Five pin cylinder. 2 keys and 1/4" ring, KD, KA2 only	\$43
For 3300, 3600, 8300, 8400, 8500, 8600, or entry trim. Can be installed directly in latch case of 8400, 8300, or 3300.	

HOW TO ORDER Specify quantity and the following information. Order related products separately.			
PRODUCT NO.	LOCK TYPE	KEY OPTIONS*	FINISH
4036	-01	-01	-628
	01 For MS Locks, Deadlatches, 2190	01 Keyed different	313 Dark Bronze Anodized
	02 For 4070 Deadlock	02 Keyed alike in pairs	335 Black Anodized
	03 For 2331 Deadlock		628 Clear Anodized

* Keyed alike 50 (KA50) are available by special order in quantity of 50 cylinders only. Please contact factory for ordering information.

Updated: December 10, 2018


ASSA ABLOY, the global leader in door opening solutions

US adamsrite.com | 800.872.3267 | customerservice.adamsrite@assaabloy.com
 Canada assaabloydss.ca | 800.461.3007 | sales.dss.ca@assaabloy.com

Patent pending and/or patent www.assaabloydss.com/patents. Copyright © 2019, Hanchett Entry Systems, Inc., an ASSA ABLOY Group company. All rights reserved. Reproduction in whole or in part without the express written permission of Hanchett Entry Systems, Inc. is prohibited.



MS4043



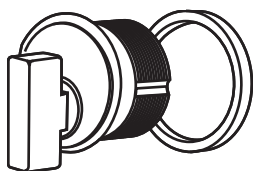
Cylinder Guard

MODELS & FINISHES	119, 121, 130
MS4043-00 Cylinder guard, 1/8" stile wall, 5 or 6 pin cylinder	\$37
MS4043-01 Cylinder guard, 1/4" stile wall, 5 or 6 pin cylinder	\$42
MS4043-02 Cylinder guard, 1/8" stile wall, 1-5/16" to 1-7/16" long cylinder	\$58

HOW TO ORDER Specify quantity and the following information. Order related products separately.

PRODUCT NO.	STILE WALL & CYLINDER		FINISH
MS4043	-01		-130
	STILE WALL	CYLINDER	
	00 1/8"	5 or 6 pin	119 To match 335 Black Anodized
	01 1/4"	5 or 6 pin	121 To match 313 Dark Bronze Anodized
	02 1/8"	1-5/16" to 1-7/16" long	130 To match 628 Clear Anodized

4066



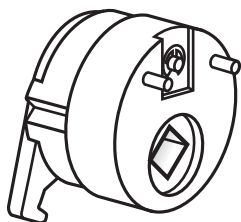
Thumbturn

MODEL & FINISHES	130, 313, 335
4066 Thumbturn cylinder with 1/4" ring	\$43

HOW TO ORDER Specify quantity and the following information. Order related products separately.

PRODUCT NO.	LOCK TYPE	FINISH
4066	-01	-130
	01 For MS Locks, Deadlatches	130 To match 628 Clear Anodized
	02 For 4070 Deadlock	313 Dark Bronze Anodized
	03 For 2331 Deadlock	335 Black Anodized

4580



Cam Disc

MODELS	
4580-X00, 4580-X01 Included with lever handles, door thickness 2" or less	\$18
4580-X02, 4580-X03 Included with lever handles, door thickness greater than 2"	\$26

HOW TO ORDER Specify quantity and the following information. Order related products separately.

PRODUCT NO.	HANDING	DOOR THICKNESS
4580	-5	00
	5 LH	00 1-3/4"
	6 RH	01 2"
		02 2-1/4"
		03 2-3/4"

4581



Universal Cam Plug

MODELS	
4581-01 Universal cam disc, non-handed, for 1-3/4" door thickness (included in 4600)	\$25
4581-02 Universal cam disc, non-handed, for 2" door thickness	\$33
4581-03 Universal cam disc, non-handed, for 2-1/4" door thickness	\$33

HOW TO ORDER Specify quantity and the following information. Order related products separately.	
PRODUCT NO.	DOOR THICKNESS
4581	01
	01 1-3/4"
	02 2"
	03 2-1/4"

8650

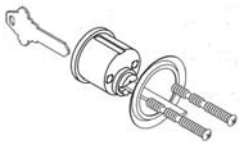


Cylinder Escutcheon Kit

MODELS & FINISHES	119, 121, 130	313, 335, 628	US4, US32D	US3, US32
8650 Cylinder escutcheon kit for 3600, 8500, 8600 exit devices	\$36	\$61	\$70	\$80
8650 For wall thickness over 1/8" *	\$66	\$91	\$100	\$110

*Please contact factory for wall thickness greater than 1/8"

8736



Rim Cylinder

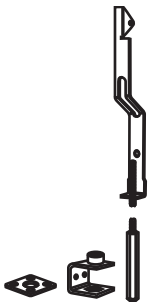
MODEL & FINISHES	313, 335, 628
8736 Five-pin Rim cylinder for use with 3100, 3700, 8100, 8200, 8700, 8800 exit devices.	\$46

4014

Two-Point Conversion Kit

MODEL	PRICE
4014-01 Two-point conversion kit for MS1861 Bottom Rail Deadlock	\$37

4015



Threshold Bolt

MODEL & FINISHES	603
4015-18-IB Two-point converter, threshold bolt, standard cylinder height.	\$44
4015-XX-IB Two-point converter, threshold bolt, specify cylinder height greater than 53", 60" maximum.	\$67

HOW TO ORDER Specify quantity and the following information. Order related products separately.			
PRODUCT NO.	ADD DASH NUMBER FOR "UNIVERSAL SIZE"	PACKAGING	
4015	-18	-IB	
		IB Individually Boxed	

Please specify cylinder height if ordering in volume quantity for a specific cylinder height.

Updated: December 10, 2018

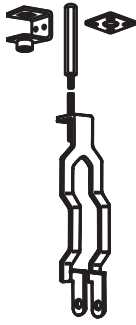
ASSA ABLOY, the global leader in door opening solutions

US adamsrite.com | 800.872.3267 | customerservice.adamsrite@assaabloy.com
 Canada assaabloydss.ca | 800.461.3007 | sales.dss.ca@assaabloy.com

Patent pending and/or patent www.assaabloydss.com/patents. Copyright © 2019, Hanchett Entry Systems, Inc., an ASSA ABLOY Group company. All rights reserved. Reproduction in whole or in part without the express written permission of Hanchett Entry Systems, Inc. is prohibited.



4016



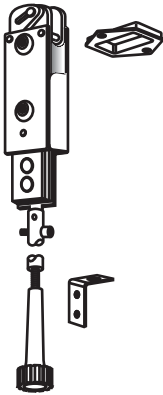
Header Bolt

MODEL	PRICE
4016 Three-point converter, provides upper bolt for MS1850/1870 Deadlocks	\$57

HOW TO ORDER Specify quantity and the following information. Order related products separately.

PRODUCT NO.	LOCK BACKSET	DOOR HEIGHT
4016	-30	-01
	10 1-1/2"	01 7' Door
	20 31/32"	02 10' Door
	30 1-1/8"	

4085



Header Bolt (Pairs of Doors Only)

MODELS & FINISHES	PRICE
4085-01-IB Positioner bolt and header strike, specify cylinder height for 7' door height	\$85
4085-02-IB, 4085-03-IB, 4085-04-IB Positioner bolt and header strike, specify cylinder height for door height greater than 7', door height 10' maximum.	\$106


Contact factory for door height greater than 7'.

HOW TO ORDER Specify quantity and the following information. Order related products separately.

PRODUCT NO.	DIMENSION 'A'	PACKAGING	EXAMPLE		
4085	-02	-IB	Door Height	Cylinder Height	A
	01 30" - 52"	IB Individually Boxed	96"	- 40"	= 56"
	02 52" - 67"				
	03 67" - 79"				
	04 79" - 92"				

REFERENCE:
 7' Door is 84"
 8' Door is 96"
 9' Door is 108"
 10' Door is 120"

4089



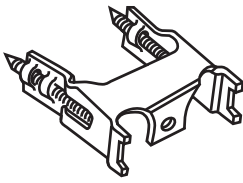
Exit Indicator

MODELS & FINISHES	119, 121, 130
4089-00, 4089-01 Indicator for 1-3/4" door, includes both UBC and IBC signs	\$55
4089-20 Indicator for 2" to 2-1/2" door, includes both UBC and IBC signs	\$91
ACCESSORIES	
91-0912 Adapter plate for converting MS1850/4089 installation to deadlatch and lever handle or paddle. Select 121 or 130 finish.	\$33
20-0255-IP Header sign "...During Business Hours"	\$7
20-0256-IP IBC header sign "...Building is Occupied"	\$7

HOW TO ORDER Specify quantity and the following information. Order related products separately.

PRODUCT NO	OPTIONS	FINISH
4089	-01	-130
	00 Standard 1-3/4" Door	119 To match 335 Black Anodized
	01 For Inverted Lock	121 To match 313 Dark Bronze Anodized
	20 For Doors up to 2-1/2"	130 To match 628 Clear Anodized

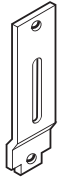
4104



Mounting Bridges

MODELS	PRICE
4104-01 Radius mounting bridge	\$10
4104-02 Flat mounting bridge	\$10
4104-03 Left hand bevel mounting bridge	\$10
4104-04 Right hand bevel mounting bridge	\$10

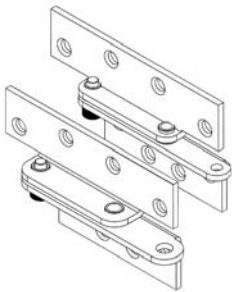
91-0965



Universal Mounting Tab Kits for Installing MS® Locks & Latches

MODELS	PRICE
91-0965 Mounting tab kits for flat/radius stiles	\$15
91-0966 Mounting tab kits for beveled stiles, includes tabs for right hand and left hand bevel doors and mounting screws for clear and dark bronze.	\$15

B1921, B1923



Reinforcing Pivots

MODELS & FINISH	PRICE
B1921 1/2" offset to match pivot point of 4" wide butt hinge	\$87
B1923 3/4" offset to match pivot point of 4-1/2" wide butt hinge	\$76

HOW TO ORDER Specify quantity and the following information. Order related products separately.

PRODUCT NO.	MODEL
B192	1
	1 4"
	3 4-1/2"

Strikes

2190

Dual Force® Interconnected Deadbolt/Deadlatch Strikes

MODELS & FINISHES	630	119, 121
2101-01 Standard flat strike with dust box	\$26	\$32
2101-02 Standard radius strike with dust box	\$26	\$32
MODELS & FINISHES	630	121
2101-XX Strike with extended lip, 4.5" only, flat strike.	\$41	\$47
2102-01 Retrofit strike extended height 7-5/8" with dust box.	\$38	\$44

2290

Dual Force® Interconnected Deadbolt/Deadlatch Strikes

MODELS & FINISHES	630	119, 121
2206-01 Standard flat strike with dust box	\$26	\$32
2206-XX Strike with extended lip, specify dimension from strike centerline to frame face, to 4.5" maximum, flat strike only	\$41	

Updated: December 10, 2018

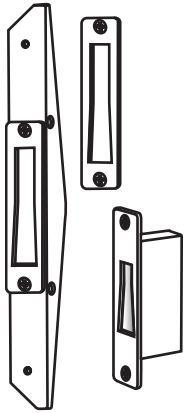
ASSA ABLOY, the global leader in door opening solutions

US adamsrite.com | 800.872.3267 | customerservice.adamsrite@assaabloy.com
 Canada assaabloydss.ca | 800.461.3007 | sales.dss.ca@assaabloy.com

Patent pending and/or patent www.assaabloydss.com/patents. Copyright © 2019, Hanchett Entry Systems, Inc., an ASSA ABLOY Group company. All rights reserved. Reproduction in whole or in part without the express written permission of Hanchett Entry Systems, Inc. is prohibited.



4000 Series



Series MS® Deadlock Strikes

MODELS & FINISHES	630	313, 335, 628	US3, US26D	119, 121
4000 Trim Strike		\$27		
4001 Box Strike, includes dust box		\$27	\$47	
MS4002 Armored Strike		\$56	\$76	
4003 ANSI strike, available in 121 or US26D only			\$68	\$68
4005 Strike for 4015 Threshold Bolt	\$20			
4006 Strike for 1830 Bottom Rail Deadlock, also available in 130 finish	\$43			\$49
4009-01 Open back strike for 3300, 8300 Series Mortise Exit Device	\$139			
4170 Trim strike for 4070 Short Throw Deadbolt, not available in 335 finish		\$27		
4505-01 Flat armored box strike for MS+1890 Deadlock/Deadlatch	\$47			\$54
4505-02 Radius armored box strike for MS+1890 Deadlock/Deadlatch	\$47			\$54
4505-17, 4505-21 Flat long lip armored box strike	\$60			\$66

HOW TO ORDER Specify quantity and the following information. Order related products separately.

STRIKE MODEL	TRIM PLATE SHAPE	COMPATIBLE DEADLOCK	TRIM PLATE CORNERS	FINISH
4001	-0	1	1	-313
4000 Trim Strike	0 Flat	1 All Standard MS® locks with 1-3/8" Bolt Throw	1 Square	313 Dark Bronze Anodized
4001 Box Strike	1 Radius	2 1850A-020 with 3/4" Bolt Throw Only	2 Round	335 Black Anodized
MS4002 Armored Strike		3 All MS-050 Hookbolt locks		628 Clear Anodized

4800, MS4804




Series Strikes

MODELS & FINISHES	603	630
MS4804-10-630 Reinforcing strike and screws, two-part with reinforcement for strengthening metal jamb		\$20
4801 Metal strike, specify dash number indicating shim quantity	\$16	\$23
4802 Wood strike, specify dash number indicating shim quantity	\$16	\$23
4810-01, 4810-02 Box strike for 5017 Wood Door Deadlock/Deadlatch	\$16	

HOW TO ORDER Specify quantity and the following information. Order related products separately.

PRODUCT NO.	TYPE OF JAMB	DIMENSION 'A'	FINISH
480	1	-02	-630
	1 Metal	01 3/32"	603 Zinc Plated Steel
	2 Wood	02 3/16"	630 Satin Stainless
		03 9/32"	

4901, 4902



Deadlatch Strikes

MODELS & FINISHES	630	119, 121
4901-01 Flush mount flat strike, mortised with dust box	\$17	\$23
4901-02 Flush mount radius strike, mortised with dust box	\$17	\$23
4901-XX Extended lip strike, specify lip dim 'A', 2.5" maximum*	\$37	\$43
4902-01 Short box strike, flat with dust box, mounting plate	\$17	\$23
4902-02 Short type box strike, radius with dust box, mounting plate	\$17	\$23
4902-XX Extended lip strike, specify lip dim 'A', 2.5" maximum*	\$37	\$43
4506 Strike for use with 4920AN, not available in 119 finish	\$37	\$43

*See dim. 'A' dash chart table below.

HOW TO ORDER Specify quantity and the following information. Order related products separately.						
PRODUCT NO.	STRIKE TYPE	FACEPLATE SHAPE			FINISH	
490	1	-02			630	
		STANDARD LIP				
	1 Long	01 Flat			119 To match 335 Black Anodized	
	2 Short	02 Radius			121 To match 313 Dark Bronze Anodized	
					630 Satin Stainless Steel	
		LONG LIP FOR CENTER HUNG DOOR	DIM. 'A'	LONG LIP FOR CENTER HUNG DOOR	DIM. 'A'	
		03 2-1/4" Wide Jamb	1-1/8	13 3-1/2" Wide Jamb	1-3/4	
		05 2-1/2" Wide Jamb	1-1/4	15 3-3/4" Wide Jamb	1-7/8	
		07 2-3/4" Wide Jamb	1-3/8	17 4" Wide Jamb	2	
		09 3" Wide Jamb	1-1/2	19 4-1/4" Wide Jamb	2-1/8	
		11 3-1/4" Wide Jamb	1-5/8	21 4-1/2" Wide Jamb	2-1/4	

4304



Deadlatch Strike

MODEL & FINISHES	630	119, 121
4304 Surface mount strike for 4300 Electrified Deadlatch	\$21	\$27

Thick Door Kits

2190, 2290

Dual Force® Interconnected Deadbolt/Deadlatch Thick Door Kit

MODELS	PRICE
2190-TDK-XX Thick door kit for 2190, 2290 standard exterior trim set. Specify door thickness.*	\$63
2190-TDK-CL1, -CL2 Thick door kit for 2190, 2290 clad doors. CL-1 for a standard 1-3/4" thick door with 1/4" cladding. CL-2 for a standard 1-3/4" thick door with 1/2" cladding.	\$63
TDK-4600-XX Thick door kit for 2190, 2290 low profile trim set. Specify door thickness.*	\$26

*For door thickness (01) 1-3/4", (02) 2", (03) 2-1/4", (04) 2-1/2", (05) 2-3/4", (06) 3", (07) 3-1/4".

4568, 4569

Eurostyle Deadlatch Handle Thick Door Kits

MODELS	PRICE
91-0128-02, 91-0128-03, 91-0128-04 Thick door kits for 4568, 4569	\$19
26-0203-01, 26-0203-02, 26-0203-03 Thick door kits for 4568-11, 4569-11	\$19

Faceplates

MS1850S

Deadlock Faceplates

MODELS & FINISHES	313, 628
BFK-MS1850-10 Blank faceplate kit, flat, 1" x 6-7/8"	\$23
BFK-MS1850-11 Blank faceplate kit, radius, 1" x 6-7/8"	\$23

MS1850S,
MS1950

Deadlock (Standard Bolt) Faceplates

MODELS & FINISHES	313, 335, 628	US4, US26D	US3, US26
24-0384-010 Flat faceplate	\$8	\$30	\$34
24-0384-110 Radius faceplate	\$8	\$30	\$34
24-0384-210 Left hand bevel faceplate	\$8	\$30	\$34
24-0384-310 Right hand bevel faceplate	\$8	\$30	\$34
24-0384-410 Radius with weatherstrip	\$11		
SPECIAL MODELS	313, 628		
24-0384-110-313-B100, 24-0384-110-628-B100 Radius faceplates, bulk package of 100 units	\$659		
24-0384-210-313-B100, 24-0384-210-628-B100 Left hand bevel faceplates, bulk package of 100 units	\$659		
24-0384-310-313-B100, 24-0384-310-628-B100 Right hand bevel faceplates, bulk package of 100 units	\$659		
24-0384-410-313-B100, 24-0384-410-628-B100 Radius with weatherstrip faceplates, bulk package of 100 units	\$906		

Please note that all 100 faceplates in the bulk package are of the same finish.

MS1850S,
MS1950

Deadlock (Hookbolt and Short Bolt) Faceplates

MODELS & FINISHES	313, 335, 628	US4, US26D	US3, US26
24-0384-020 Flat faceplate	\$8	\$30	\$34
24-0384-120 Radius faceplate	\$8	\$30	\$34
24-0384-220 Left hand bevel faceplate	\$8	\$30	\$34
24-0384-320 Right hand bevel faceplate	\$8	\$30	\$34
24-0384-420 Radius with weatherstrip	\$11		
SPECIAL MODELS	313, 628		
24-0384-020-313-B100, 24-0384-020-628-B100 Flat faceplates, bulk package of 100 units	\$659		
24-0384-120-313-B100, 24-0384-120-628-B100 Radius faceplates, bulk package of 100 units	\$659		
24-0384-220-313-B100, 24-0384-220-628-B100 Left hand bevel faceplates, bulk package of 100 units	\$659		
24-0384-320-313-B100, 24-0384-320-628-B100 Right hand bevel faceplates, bulk package of 100 units	\$659		
24-0384-420-313-B100, 24-0384-420-628-B100 Radius with weatherstrip faceplates, bulk package of 100 units	\$906		

Please note that all 100 faceplates in the bulk package are of the same finish.

MS1850SN

Deadlock (Standard Bolt) Faceplates

MODELS & FINISHES	313, 335, 628	US4, US26D	US3, US26
24-0226-010 Flat faceplate	\$11	\$32	\$36
24-0226-110 Radius faceplate	\$11	\$32	\$36
24-0226-210 Left hand bevel faceplate	\$11	\$32	\$36
24-0226-310 Right hand bevel faceplate	\$11	\$32	\$36

MS1850SN-45X

Deadlock (Hookbolt) Faceplates

MODELS & FINISHES	313, 335, 628	US4, US26D	US3, US26
24-0226-020 Flat faceplate	\$11	\$32	\$36
24-0226-120 Radius faceplate	\$11	\$32	\$36
24-0226-220 Left hand bevel faceplate	\$11	\$32	\$36
24-0226-320 Right hand bevel faceplate	\$11	\$32	\$36

1870

Flushbolt Faceplates

MODELS & FINISHES	313, 335, 628
24-0168-00 Flat faceplate	\$16
24-0168-01 Radius faceplate	\$16
24-0168-02 Left hand bevel faceplate	\$16
24-0168-03 Right hand bevel faceplate	\$16
24-0168-04 Radius with weatherstrip	\$19

Updated: December 10, 2018

ASSA ABLOY, the global leader
in door opening solutionsUS adamsrite.com | 800.872.3267 | customerservice.adamsrite@assaabloy.comCanada assaabloydss.ca | 800.461.3007 | sales.dss.ca@assaabloy.comPatent pending and/or patent www.assaabloydss.com/patents. Copyright © 2019, Hanchett Entry Systems, Inc., an ASSA ABLOY Group company. All rights reserved. Reproduction in whole or in part without the express written permission of Hanchett Entry Systems, Inc. is prohibited.

MS+1890

Deadlock Faceplates

MODELS & FINISHES	313, 335, 628
24-0270-020 Flat faceplate	\$10
24-0270-120 Radius faceplate	\$10
24-0270-220 Left hand bevel faceplate	\$10
24-0270-320 Right hand bevel faceplate	\$10
24-0270-420 Radius with weatherstrip	\$13

2190

Dual Force® Interconnected Deadbolt/Deadlatch Faceplates

MODELS & FINISHES	313, 628
91-0266-01-313-IP, 91-0266-01-628-IP Flat faceplate and radius faceplate kit for aluminum (2190)	\$37
91-0266-04-313-IP, 91-0266-04-628-IP Flat faceplate and radius faceplate kit for wood or hollow metal (2290)	\$37

2331

Heavy Duty Deadbolt Faceplates

MODELS & FINISHES	121	US26D	US3
22-0170 Flat faceplate	\$37	\$37	\$41
22-0032 Strike plate	\$37	\$37	\$41

3300

Fire-Rated Mortise Exit Device Faceplates

MODEL & FINISHES	335, 628
24-0015-020 Flat faceplate	\$10

4070

Short Throw Deadbolt Faceplates

MODELS & FINISHES	313, 335, 628
24-0136-00 Flat faceplate	\$10
24-0136-10 Radius faceplate	\$10
24-0136-20 Left hand bevel faceplate	\$10
24-0136-30 Right hand bevel faceplate	\$10

4500

Standard Duty Deadlatch Faceplates

MODELS & FINISHES	313, 335, 628
24-0017-0220 Flat faceplate	\$8
24-0017-1220 Radius faceplate	\$8
24-0017-2220 Left hand bevel faceplate	\$8
24-0017-3220 Right Hand bevel faceplate	\$8
24-0017-4220 Radius with weatherstrip	\$11

Please note that all 100 faceplates in the bulk package are of the same finish.

4530

Standard Duty Deadlatch Faceplates

MODELS & FINISHES	313, 335, 628
24-0016-020 Flat faceplate	\$13
24-0016-120 Radius faceplate	\$13
24-0016-220 Left hand bevel faceplate	\$13
24-0016-320 Right hand bevel faceplate	\$13

4900

Heavy Duty Deadlatch Faceplates

MODELS & FINISHES	313, 335, 628	US4, US26D	US3, US26
24-0137-01 Flat or bevel faceplate	\$8	\$30	\$34
24-0137-02 Radius faceplate	\$8	\$30	\$34
24-0137-03 Radius with weatherstrip	\$11		

4900

Heavy Duty Deadlatch Special Faceplates

MODELS & FINISHES	313, 628
24-0140 Radius with weatherstrip seal (1-1/8" x 6-7/8")	\$16
24-0144-01 Flat or beveled doors (1-1/8" x 7-1/4")	\$13
24-0144-03 Radius with weatherstrip (1-1/8" x 7-1/4")	\$16

4920, 8300

Faceplates

MODEL & FINISHES	313, 335, 628
24-0138-01 Flat or bevel faceplate	\$23

7100, 7160

Electric Strike Faceplates

MODEL & FINISHES	313, 335, 628
24-0685-01 Round corner faceplate (1-1/4" x 4-7/8")	\$21

7101

Electric Strike Faceplates

MODEL & FINISHES	313, 335, 628
24-0685-02 Radius faceplate (1-1/4" x 4-7/8")	\$21

7110

Electric Strike Faceplates

MODEL & FINISH	652
22-0558 Round corner faceplate (1-7/16" x 7-15/16")	\$21

7111

Electric Strike Faceplates

MODEL & FINISH	652
22-0557 Round corner faceplate (1-7/16" x 10-1/4")	\$21

Updated: December 10, 2018

ASSA ABLOY, the global leader
in door opening solutionsUS adamsrite.com | 800.872.3267 | customerservice.adamsrite@assaabloy.comCanada assaabloydss.ca | 800.461.3007 | sales.dss.ca@assaabloy.comPatent pending and/or patent www.assaabloydss.com/patents. Copyright © 2019, Hanchett Entry Systems, Inc., an ASSA ABLOY Group company. All rights reserved. Reproduction in whole or in part without the express written permission of Hanchett Entry Systems, Inc. is prohibited.

7130 Electric Strike Faceplates

MODEL & FINISHES	313, 335, 628
24-0686-01 Round corner faceplate (1-1/4" x 6-7/8")	\$26

7131 Electric Strike Faceplates

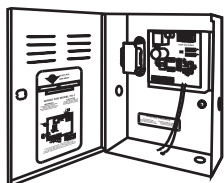
MODEL & FINISHES	313, 335, 628
24-0686-02 Radius faceplate (1-1/4" x 6-7/8")	\$26

7140, 7170 Electric Strike Faceplates

MODEL & FINISHES	313, 335, 628
24-0687-01 Radius faceplate (1-1/4" x 4-7/8")	\$21


POWER

PS-1 Power Supply



MODEL	PRICE
PS-1 Power supply, 12/24 VDC boxed P/S 1 Amp	\$303

PS-LR Power Supply

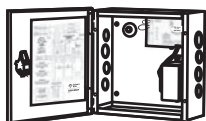


MODEL	PRICE
PS-LR Power supply for exit devices with LR latch retraction option	\$768

KITTED OPTION

MODEL	PRICE
BBK-LR Add-on board to the PS-LR, must be supplied with 2 each 12V - 7AH batteries (by others)	\$212

PS-SE Power Supply

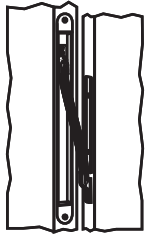


MODEL	PRICE
PS-SE Power supply for exit devices with SE motorized latch retraction option	\$621

KITTED OPTION

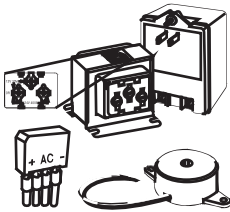
MODEL	PRICE
BBK-SE Add-on board to the PS-SE, must be supplied with 2 each 12V - 7AH batteries (by others)	\$212

4612



Power Transfer Device

MODELS	PRICE
4612-1 Wire transfer, 105° swing	\$165
4612-2 Wire transfer, 180° swing	\$212
4612-1SC Wire transfer, swing clear 90° swing	\$283
4612EL-1 Wire transfer, 105° swing with ElectroLynx(TM) Adapter	\$191
4612EL-1SC Wire transfer, 90° swing with ElectroLynx(TM) Adapter	\$309

4603, 4605,
4606

Accessories for Power

MODELS	PRICE
4603 Rectifier	\$15
4605 Transformer, 115 VAC to 12/24 VAC	\$54
4606 Plug-in transformer, 115 VAC to 24 VAC only	\$88
29-0218 Piezo electric horn	\$21
ELX ElectroLynx™ Adapter to connect Adams Rite products to the ElectroLynx system	\$31

DEMO MOUNTS

Deadlocks & Deadlatches

RT1050 RITE Touch® Digital Glass Door Lock

MODEL & FINISH	PRICE
RT1050D-DEMO RITE Touch digital glass door lock with thumbturn, for all-glass doors	\$773
RT1050L-DEMO RITE Touch digital glass door lock with lever, for full-glass doors	\$773

2190 Dual Force® Interconnected Deadbolt/Deadlatch

MODELS & FINISH	US32D
2190-MOUNT Dual Force® 2190 Interconnected Deadbolt/Deadlatch mounted complete with electrified trim set	\$1,020

4300 Steel Hawk® Electrified Deadlatch

MODELS & FINISH	US32D
4300-MOUNT Steel Hawk® 4300 Electrified Deadlatch mounted complete with 4600 Heavy Duty Designer Deadlatch Lever Trim with MN designer lever	\$867

Exit Devices

8400 Narrow Stile Mortise Exit Device

MODELS & FINISH	628
8400SE-MOUNT 8400 Series Narrow Stile Mortise Exit Device featuring SE motorized latch retraction option	\$1,640

Updated: December 10, 2018

ASSA ABLOY, the global leader
in door opening solutions

US adamsrite.com | 800.872.3267 | customerservice.adamsrite@assaabloy.com

Canada assaabloydss.ca | 800.461.3007 | sales.dss.ca@assaabloy.com

Patent pending and/or patent www.assaabloydss.com/patents. Copyright © 2019, Hanchett Entry Systems, Inc., an ASSA ABLOY Group company. All rights reserved. Reproduction in whole or in part without the express written permission of Hanchett Entry Systems, Inc. is prohibited.



Electric Strikes

7400 Ultraline® Electric Strikes

MODELS & FINISH	PRICE
7440-MOUNT UltraLine 7440 Electric Strike mounted complete with 4-7/8" faceplate, 628 finish	\$765
74R1-MOUNT UltraLine 74R1 Electric Strike for rim exit devices with 3/4" Pullman latches mounted complete, 130 finish	\$765
74R2-MOUNT UltraLine 74R2 Electric Strike for rim exit devices with 1/2" Pullman latches mounted complete, 130 finish	\$765

Trim

A100-3090H Keyless Entry and Aperio® Hub Wholesale Kit

MODELS & FINISH	626
A100-3090C-MOUNT Aperio® A100 Keyless Entry Control and Aperio Hub with HID® iClass credentials, mounted complete with 4900 Heavy Duty Deadlatch, 4600 Heavy Duty Designer Deadlatch Lever Trim	\$2,150
A100-3090CK-MOUNT Aperio® A100 Keyless Entry Control and Aperio Hub with keypad and HID® iClass credentials, mounted complete with 4900 Heavy Duty Deadlatch, 4600 Heavy Duty Designer Deadlatch Lever Trim	\$2,150

3090 eForce® Keyless Entry

MODELS & FINISH	626
3090-MOUNT eForce®3090-150 Keyless Entry Trim mounted complete with 4900 Heavy Duty Deadlatch	\$1,224
3090C-MOUNT eForce®3090P Keyless Entry Trim with HID® iClass credentials mounted complete with 4900 Heavy Duty Deadlatch	\$1,479
3090P-MOUNT eForce®3090P Keyless Entry Trim with HID® Prox credentials mounted complete with 4900 Heavy Duty Deadlatch	\$1,479

4600 Heavy Duty Designer Deadlatch Handles

MODELS & FINISH	US32D
4600-MOUNT 4600 Heavy Duty Designer Deadlatch Lever Trim with MN designer levers, mounted complete with Dual Force® 2190 Deadbolt/Deadlatch (lock)	\$1,020

This new warranty will be effective as of February 1, 2019 and will not be applied retroactively.

Adams Rite Limited Warranty

Adams Rite warrants that its products sold under the Adams Rite brand in the United States of America are warranted free from defects in workmanship and materials under normal use and service. This warranty does not cover defects or damage arising from improper installation, lack of or improper maintenance, improper storage, shipping and handling, corrosion, erosion, ordinary wear and tear, misuse, abuse, accident, unauthorized service, or use with unauthorized non-Adams Rite products or parts. This warranty is void if any modification is made to the product, regardless of whether the modification causes or contributes to the alleged defect. All modifications are made at the risk of the party making the modification.

Should any defect of manufacture (in material or workmanship) occur in its products, Adams Rite, upon prompt notification and proof to its satisfaction that the product was defective in manufacture for the use intended by Adams Rite, will at its option, exchange the product, repair the product, or refund the price charged by Adams Rite, FOB factory within the stated time frame listed below.

- 10 years on all mechanical products from the date of manufacture
- 5 years on the following electromechanical product categories from the date of manufacture, deadlocks, dead latches, exit devices*, electric strikes, trims, power supply & accessories
 - * NOTE: The SE option (motorized electric latch retraction) is supported by a 1-year electro mechanical warranty. When powered by an Adams Rite PS-SE power supply the 1-year warranty is upgraded to 5 years
- 3 years on the following access control products from the date of manufacture, RT1050, 3090-150, 3090P/C & A100 (Integrated Wiegand).

General RMA Procedure

Product repair or replacement, or associated charges, will not be accepted under this warranty unless prior authorization from Adams Rite has been given. Upon receipt of products returned for repair or replacement, Adams Rite will determine whether products qualify for repair or replacement under this warranty. Adams Rite has no liability to pay any costs of repair performed by anyone other than qualified personnel authorized by Adams Rite prior to the work being done.

Written notice of a product or component part believed to be defective as covered by this warranty should be sent to Adams Rite, 10027 S. 51st Street, Suite 102, Phoenix, Arizona 85044 or customer.care@assaabloy.com and should include your name and address, an identification of the product or component part and a brief description of the defect.

Notice of a product or component part believed to be defective as covered by this warranty may also be accepted over the telephone by Adams Rite, 800.872.3267

CUSTOMER CARE FORM (CCF)

Upon receipt of such notice, if the customer has an account with Adams Rite or a valid credit card, an advance replacement product may be ordered whereby Adams Rite will ship a replacement product to the customer free of charge. If Adams Rite does not receive the original defective product from the customer within 60 days, Adams Rite will charge the customer's account or credit card for the price of the advanced replacement product plus freight costs. Upon inspection of the returned product by Adams Rite, a decision will be made whether or not to charge the customer for the advanced replacement Adams Rite product. This decision will be made solely by Adams Rite in accordance with the provisions of these Terms. Obsolete products will not be accepted for return. Return Material Authorizations (RMAs) will be closed if the goods are not received within 60 days of issuance.

If Adams Rite receives original defective product from the customer within 60 days of RMA issuance, and if the customer is requesting credit for the defective material, the customer must reference the valid Adams Rite Purchase Order number upon which the product was originally ordered. If the original Purchase Order number is not available, at Adams Rite's option a credit may be issued at the customer's current cost. This decision will be made solely by Adams Rite in accordance with the provisions of these Terms.

Transportation charges and insurance on all returned materials must be prepaid by the purchaser when merchandise is ordered in error. On goods returned for customer convenience, when the purchaser returns materials in compliance with these Terms which are accepted by Adams Rite, the purchaser may be issued a credit for 65% of the purchase price, with 35% charged by Adams Rite for handling and reprocessing. All refunds will be in the form of a credit.

Cancellation

As an industry leader, Adams Rite is committed to maintaining the highest standard of quality and ensuring strict compliance to industry codes. Adams Rite's proud history of customer service and manufacturing agility allow quick response times to customer's changing needs, which may include special orders or product modifications. Please be advised that all product modifications require special authorization to ensure the order fully meets customer's expectations. Customers are asked to allow for an extended lead time on all special orders. Please note that at Adams Rite's option, product modifications and other special orders cannot be changed, canceled, or returned once a ship date has been provided on an order acknowledgment by Adams Rite.

Adams Rite prides itself on introducing new, industry-relevant, feature-rich products. Since new solutions will surpass the capabilities of older product lines, historical products may be subsequently discontinued. Every effort will be made to announce new product introductions as well as product discontinuations in a manner that allows customers advanced notice of these events. Once a product line is discontinued orders will be fulfilled in order of receipt, although Adams Rite cannot guarantee all orders can be filled. Repair services and spare parts for discontinued product lines will be available for some reasonable time period. Adams Rite reserves the right to replace discontinued product with an equivalent product as deemed by Adams Rite.

THIS WARRANTY IS IN LIEU OF ALL OTHER EXPRESS WARRANTIES. TO THE EXTENT PERMITTED BY LAW, ALL IMPLIED WARRANTIES ARE LIMITED TO THE DURATION OF THIS WARRANTY. ADAMS RITE IS A DIVISION OF HANCHETT ENTRY SYSTEMS, INC. HANCHETT ENTRY SYSTEMS, INC. SHALL NOT BE LIABLE FOR ANY INCIDENTAL OR CONSEQUENTIAL DAMAGES. SOME STATES DO NOT ALLOW LIMITATIONS ON HOW LONG AN IMPLIED WARRANTY LASTS OR THE EXCLUSION OR LIMITATION OF INCIDENTAL OR CONSEQUENTIAL DAMAGES, SO THE ABOVE LIMITATION OR EXCLUSIONS MAY NOT APPLY TO YOU. THIS WARRANTY GIVES YOU SPECIFIC LEGAL RIGHTS, AND YOU MAY ALSO HAVE OTHER RIGHTS WHICH VARY FROM STATE TO STATE.

Canada

Customers purchasing from Door Security Solutions Canada can find Canadian Terms and Conditions at www.assaabloy.ca/terms.

Updated: December 10, 2018

ASSA ABLOY, the global leader
in door opening solutions

US adamsrite.com | 800.872.3267 | customerservice.adamsrite@assaabloy.com

Canada assaabloydss.ca | 800.461.3007 | sales.dss.ca@assaabloy.com

Patent pending and/or patent www.assaabloydss.com/patents. Copyright © 2019, Hanchett Entry Systems, Inc., an ASSA ABLOY Group company. All rights reserved. Reproduction in whole or in part without the express written permission of Hanchett Entry Systems, Inc. is prohibited.





US adamsrite.com | 800.872.3267 | customerservice.adamsrite@assaabloy.com
Canada assaabloydss.ca | 800.461.3007 | sales.dss.ca@assaabloy.com

Patent pending and/or patent www.assaabloydss.com/patents. Copyright © 2019, Hanchett Entry Systems, Inc., an ASSA ABLOY Group company. All rights reserved. Reproduction in whole or in part without the express written permission of Hanchett Entry Systems, Inc. is prohibited.

Updated: December 10, 2018

**ASSA ABLOY, the global leader
in door opening solutions**



ASSA ABLOY

ASSA ABLOY, the global leader
in door opening solutions

USA

800.872.3267 | f: 800.232.7329 | adamsrite.com

10027 S. 51st St., Suite 102, Phoenix, AZ 85044

customerservice.adamsrite@assaabloy.com
techsupport.adamsrite@assaabloy.com
orders.adamsrite@assaabloy.com



@AdamsRite



AdamsRiteMfg



Adams Rite

Canada

800.461.3007 | f: 800.461.8989 | assaabloydss.ca

160 Four Valley Dr., Vaughan, ON, Canada L4K 4T9

sales.dss.ca@assaabloy.com
orders.dss.ca@assaabloy.com

AR-043-1118

ASSA ABLOY is the global leader in door opening solutions, dedicated to satisfying end-user needs for security, safety and convenience.

Patent pending and/or patent www.assaabloydss.com/patents.
Copyright © 2019, Hanchett Entry Systems, Inc., an ASSA ABLOY Group company. All rights reserved. Reproduction in whole or in part without the express written permission of Hanchett Entry Systems, Inc. is prohibited.

 Adams
Rite

ASSA ABLOY