



Residential Price Book

Volume 40

US effective date October 1, 2022

Canada effective date October 17, 2022


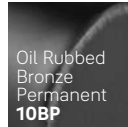


Yale® Home Finishes

Please check each product's specifications for availability.

Yale Smart Locks


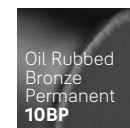
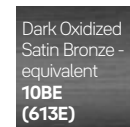
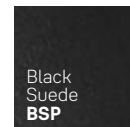


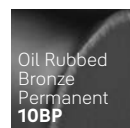
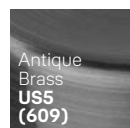
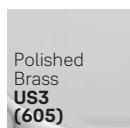
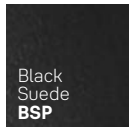
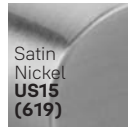
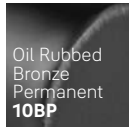
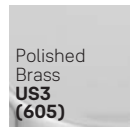

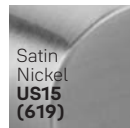
Includes Yale Assure, Nest x Yale and Yale Pro Locks*



*Select models not available in all finishes.



Assure Lock for Andersen



Protection for the home, peace for the mind.



Yale is trusted by millions of people every day to keep what's important to them safe. Our innovations have protected their homes, families and belongings for over 180 years. We have expanded from a leader in mechanical locks to innovating connected smart locks and homes. We were there for your grandparents (and probably theirs) and we'll be there for your children. Today, and every day to come. Shop our wide range of smart locks, keypad locks and smart storage products.



Trusted every day

Contents

| | | | |
|---|----|---|--------------------|
| Terms of Sale Ordering Information | 4 | New Traditions® from Yale® | |
| Yale® QuickShip™ | 9 | Knobs..... | 57 |
| Yale® Assure Family | | Cirrus, Horizon, Oasis, Terra, Valley | |
| Assure Lock®..... | 10 | Levers..... | 60 |
| Assure Lever®..... | 14 | Mesa, Niagara, Prairie, Savannah, Vidalia, Woodland | |
| Assure Lock® for Andersen® Patio Doors..... | 18 | Deadbolts..... | 63 |
| Assure Lock® Interconnected | 22 | Latches..... | 66 |
| Yale Pro® | 26 | Decorative Handlesets | 67 |
| Nest x Yale Lock | 30 | Homestead, Jamestown, McKinley, Pedestal, Rainier, | |
| Yale Smart Storage Solutions | 34 | Ridgefield, Teton | |
| August® Home | 36 | YE Series® from Yale® | |
| YH Collection® Interconnected Mechanical | 38 | Knobs..... | 75 |
| Pivot Collection® from Yale® | 43 | Athens, Sinclair, Waycross | |
| YH Collection® from Yale® | | Levers..... | 75 |
| Knobs..... | 45 | Alpharetta, Edisto, Keowee, Seabrook, Wando | |
| Bridgeport, Dartmouth, Cambridge, Oxford | | Handlesets..... | 78 |
| Levers..... | 48 | Lenoir, Johns Creek, Meyer Park | |
| Academy, Augusta, Charleston, Delaware, Kincaid, Marina, .. | | Deadbolts..... | 78 |
| McClure, Milan, Monroe, Norwood, Pacific Beach, | | Pocket Door Locks..... | 82 |
| Valdosta, Virgo | | Handing | 52, 61, 79 |
| Deadbolts | 53 | Accessories | 83 |
| Latches | 56 | Keying Information | 84 |
| | | UL Ratings | 7 |
| | | Mounts | 13, 17, 29, 33, 87 |

Yale® Terms and Conditions of Sale

Terms & Conditions

Minimum freight requirements apply. The Terms and Conditions contained on the Yale Website, as published from time to time, shall apply to all purchases of Goods. To the extent that any terms in any invoice conflict with the terms of the Price List, the terms of the Price List shall govern.

For additional information, see the latest Terms & Conditions at: <http://www.yalehome.com/en/yale/yalehome/terms-and-conditions>

Canada: For Terms & Conditions and Warranty information pertaining to product sales in Canada, please visit www.assaabloy.ca/terms

Note that some products may not be available in Canada as well as some of the programs offered in this price book may differ between the USA and Canada. Please contact your sales representative for more information.

Applicable Law; Definitions

All sales of Yale branded goods ("Goods") shall be governed by the laws of the State of Connecticut, including the Uniform Commercial Code as in effect in Connecticut on the date of sale (the "Code"). Whenever a term defined by the Code is used in these Terms and Conditions of Sale, the definition contained in the Code shall apply here. The purchaser of the Goods agrees that any proceeding brought in connection with the purchase of the Goods shall be brought in any court of competent jurisdiction in Connecticut.

Purchase Price

The purchase price of the Goods is subject to change without notice, and the prices prevailing at the time the Goods are shipped by Yale shall apply unless Yale has agreed in writing to a different price or has given a prior written quotation which constitutes a firm offer. Yale does not guarantee that the price, terms and conditions for reorders of the Goods will be the same as contained in the Yale Price List. Rebates or refunds for Goods that represent dealer stock on hand or for Goods already shipped by Yale will not be given due to any price reduction. The purchase price for any Goods purchased shall be due as and when specified in the invoice covering such Goods. Title to the Goods shall not pass to purchaser until full payment for the Goods is made to Yale.

Binding for all Purchases

All orders, whether solicited or written by our representatives or delivered by you are deemed offers by you to purchase our products. Our acceptance of each such offer is expressly subject to and conditioned on your assent to the Terms and Conditions of Sale contained herein (assent may be deemed to occur if we do not receive a written objection or retraction of such offer within 48 hours after you receive our confirmation of receipt of such offer). No other terms or conditions shall apply.

Prices and Minimum Charges

All prices are subject to change without notice. Prices prevailing at commencement of shipment apply. Regardless of whether ordered for job shipments or for stock. Only orders in excess of \$1500 net are shipped freight prepaid. Due to the expense involved in entering, handling, packaging, shipping and charging, orders of low value will still be accepted yet are assessed as follows:

Orders Shipped from Guadalajara, Mx. (YH Collection®, New Traditions®)

- Orders of less than \$1500 net are subject to a freight/handling charge of \$100.

No orders of less than \$250 will be accepted as a factory order.

Orders Shipped from Berlin, CT.

- See Yale® QuickShip™ rules, page 9.

Additional charges may apply for expedited shipping, "project packing", special labeling, or special shipping instructions.

Payment

Standard sales terms are 2/10 net 30. The 2.0% discount only applies for invoices paid in full within 10 days of invoice date. Invoices not paid in full within 30 days of invoice date shall incur a service charge of 1.5% per month for each month or fraction thereof (or the maximum rate permitted by law) until paid in full. All delinquent accounts are subject to credit hold.

Freight

All products are invoiced FOB our factory in Guadalajara, MX. or Berlin, CT. Title and risk of loss and damage pass to you upon our transfer of product to carrier. We pay freight charges only on orders in excess of \$1500 net to a single continental U.S. destination by a carrier and routing of our choice. (See Prices and Minimum Charges above.) You will be invoiced and agree to pay all higher freight charges for extra destinations and for special carrier(s) designated by you. Shipping schedules are estimated only and cannot be guaranteed. We are not liable for any delays in shipments.

Discrepancies must be noted with carrier upon receipt as they are your responsibility to claim.

Minimum Annual Purchase Requirement

We may discontinue direct sales to you if you do not meet the minimum annual purchase requirement (currently \$10,000), based on total accepted, shipped and non-canceled orders within each calendar year.

Limited Warranty

Yale, the "Warrantor", extends the following LIMITED WARRANTY to the original purchaser for a single family home, (herein the "lockset" or "locksets") shipped to, and installed in the U.S. or Canada. Because the Company cannot control the quality of Devices sold by unauthorized sellers, this Warranty applies only to Devices purchased from the Company or a Company authorized seller in the United States of America, unless otherwise prohibited by law. The Company reserves the right to reject warranty claims from purchasers for Devices purchased from unauthorized sellers, including unauthorized internet sites.:

1. Nest x Yale Lock: Please visit: <https://us.yalehome.com/Yale/Yale%20US/Products/NestxYale/Nest%20Yale%20Lock%20Warranty2.21.pdf>
2. YH Collection® from Yale®, New Traditions® from Yale®: LIFETIME LIMITED finish and mechanical operation warranty.
3. Yale Assure Lock®, Assure Lever®, Assure Lock® for Andersen® Patio Doors, Yale Pro®: LIFETIME LIMITED finish and mechanical operation warranty; ONE (1) YEAR electronic warranty.
4. Yale Edge Series®: ONE (1) YEAR finish warranty; FIVE (5) YEAR mechanical operation warranty.
5. Yale Mechanical Interconnected: THREE (3) YEAR finish and mechanical warranty.
6. Yale Electronic Interconnected: ONE (1) YEAR on finish and electronic warranty; THREE (3) YEAR mechanical warranty.
7. For non-lock electronic products please visit: <https://us.yalehome.com/en/warranty/>

For additional information, visit yalehome.com/warranty

1 . 8 0 0 . 4 3 8 . 1 9 5 1

Yale® Terms and Conditions of Sale

1. ELECTRONIC COMPONENTS.

Electronic components warranted ONE (1) YEAR. Yale warrants to the original purchaser of the lockset(s) manufactured by it to be free of defects in material and workmanship as long as the consumer (as the term "consumer" is defined under United States Code Section 2301(3)) occupies the residential premises upon which the lockset was originally installed. If, after initial installation of the lockset, any of the electronic parts or the finish should become defective, the Warrantor will repair or replace the locksets, in accordance with this Limited Warranty. Electronic components include the touchscreen, circuit boards, and motor drive. a. The warranty on the replacement lockset will be limited to the unexpired term of the original warranty. b. Electronic components under warranty may be replaced with new or refurbished parts.

2. MECHANICAL PARTS & FINISH.

Yale warrants to the original purchaser of the locksets manufactured by it to be free of defects in material and workmanship as long as the consumer (as the term "consumer" is defined under United States Code Section 2301(3)) occupies the residential premises upon which the lockset was originally installed. If, after initial installation of the lockset, any of the mechanical parts or the finish should become defective, the Warrantor will repair or replace the locksets, in accordance with this Limited Warranty.

- a. When the lockset has been used for commercial, institutional, industrial or other installations other than single-family dwellings, the finish warranty is reduced to ONE (1) YEAR and the mechanical parts warranty is reduced to THREE (3) YEARS.
- b. When the lockset has been used for commercial vacation rental applications, the finish warranty and mechanical parts warranty is reduced to THREE (3) YEARS.
- c. The warranty on the replacement lockset will be limited to the unexpired term of the original warranty.

3. CONDITIONS AND EXCEPTIONS.

This Limited Warranty shall apply only when the lockset is properly installed in accordance with local codes, ordinances and regulations, the printed instructions provided with it and good industry practices. THIS WARRANTY DOES NOT COVER defects caused by: modification, alteration, repair or service of the lockset by anyone other than Warrantor or an authorized designee of Warrantor; physical abuse to, or misuse of, the lockset or operation of it in a manner contrary to the accompanying instructions; shipment of the product to anyone other than Warrantor for service; improper installation; acts of God; fire; flood; casualty; failure to exercise normal maintenance; for the consequences of uses for which locksets were not designed or designated, or for defects caused by the use of paints, solvents or other chemicals which come in contact with the lockset. THIS WARRANTY DOES NOT COVER scratches or abrasions. THIS WARRANTY DOES NOT APPLY to locksets or component parts of locksets that were not originally manufactured by Warrantor. THIS WARRANTY SHALL NOT APPLY TO SUBSEQUENT OWNERS.

4. SERVICE AND REPAIR EXPENSE.

Under this Limited Warranty the Warrantor will provide only a replacement lockset or a part of it. Warrantor will pay reasonable shipping costs for surface transportation only for locksets returned to Warrantor's Customer Service Department. Warrantor will ship replacement parts under this Limited Warranty at its expense by surface transportation only. Any special handling, express or expedited service or different method of transportation shall only be provided at the request and expense of the purchaser of the locksets. However, if warrantor determines that a lockset does not qualify for repair or replacement under the applicable Limited Warranty, Warrantor will notify the consumer of the estimated costs of repair or replacement and obtain the consumer's

authorization and agreement to pay actual repair or replacement costs before proceeding with non-warranty repair or replacement. Warrantor shall have no liability to pay any costs for repairs performed by anyone other than Warrantor or its designee, unless in each instance Warrantor has given written approval for such repair. Warrantor shall not be responsible for any costs incurred for the removal or reinstallation of locksets covered by this Limited Warranty.

5. LIMITATION ON IMPLIED WARRANTIES.

ANY EXPRESS WARRANTY NOT PROVIDED IN THIS LIMITED WARRANTY, AND ANY REMEDY FOR BREACH OF CONTRACT THAT, BUT FOR THIS PROVISION, MIGHT ARISE BY IMPLICATION OR OPERATION OF LAW, IS EXCLUDED AND DISCLAIMED. THE IMPLIED WARRANTIES OF MERCHANTABILITY AND OF FITNESS FOR ANY PARTICULAR PURPOSE ARE EXPRESSLY LIMITED TO THE DURATION OF EACH EXPRESS WARRANTY PERIOD.

- a. Should the locksets be considered a consumer product as may be covered by the Magnusson-Moss Federal Warranty Act, please be advised that some states do not allow limitations on how long an implied warranty lasts, so the above limitation may not apply to you.

6. CLAIM PROCEDURE.

To obtain performance of any obligation under this Limited Warranty, you must contact: Yale Home, Customer Service Department, 225 Episcopal Road, Berlin, CT 06037 USA, Tel 1-800-438-1951 Fax 1-800-338-0965.

- a. The Warrantor will only honor replacement with an identical or similar lockset or parts of it which are manufactured or distributed by the Warrantor.
- b. Customer service department hours are between 8:00 am and 4:30 pm EST, Monday through Friday, except holidays.

7. DISCLAIMER.

THERE ARE NO WARRANTIES THAT EXTEND BEYOND THE DESCRIPTION ON THE FACE OF THIS DOCUMENT. NO OTHER EXPRESS WARRANTY HAS BEEN MADE OR WILL BE MADE ON BEHALF OF THE WARRANTOR WITH RESPECT TO THE LOCKSET OR THE INSTALLATION, OPERATION, REPAIR OR REPLACEMENT OF THE LOCKSET. THE MAXIMUM LIABILITY OF YALE HEREUNDER IS LIMITED TO THE PURCHASE PRICE OF THE LOCKSET. UNDER NO CIRCUMSTANCES SHALL YALE BE LIABLE TO PURCHASER OR ANY OTHER PERSON FOR ANY SPECIAL OR CONSEQUENTIAL DAMAGES, WHETHER ARISING OUT OF TORT, BREACH OF WARRANTY, BREACH OF CONTRACT OR OTHERWISE.

- a. Should the locksets be considered a consumer product as may be covered by the Magnusson-Moss Federal Warranty Act, please be advised that (i) some states do not allow the exclusion or limitation of incidental or consequential damages, so the above limitation or exclusion may not apply to you, and (ii) this Limited Warranty gives you specific legal rights, and you may also have other rights which vary from state to state.
- b. Warrantor reserves the right to make changes in designs and specifications or to make additions or improvements on its products without notice and without incurring any obligation to incorporate them on products previously manufactured.

General Conditions

(a) Shipping; Acceptance; Risk of Loss; Security Interest. Any shipment date given by Yale is approximate and not a guarantee of delivery on the shipment date. Failure of a purchaser to inspect the Goods and notify Yale or any authorized distributor or factory representative in writing of such purchaser's rejection of any Goods upon completion of inspection within 24 hours after receipt of shipment, in each case setting forth the specific grounds for rejection, shall constitute unconditional acceptance of the Goods. Title to the Goods shall not pass until the full purchase price

Yale® Terms and Conditions of Sale

therefore has been paid in full. If after acceptance, the purchaser fails to pay the full purchase price as and when due, Yale shall be entitled to a writ of immediate possession to recover possession of the Goods. Risk of loss or damage to the Goods passes to the purchaser upon delivery of the Goods to the carrier regardless of who pays the shipping costs for such Goods. The purchaser hereby grants to Yale a continuing security interest in and to the Goods purchased from and/or financed by or through Yale to secure repayment of any debt or obligation owed to Yale by the purchaser.

(b) **Force Majeure.** Under no circumstances shall Yale be liable for failure or delay in delivery occasioned in whole or in part by fire, flood, explosion, casualty, accident, acts of God or natural catastrophe, war, riot, strike, lock-out or other labor dispute or industrial disturbance, embargo, law, regulation, ruling, order or requirement of any government or government agency or authority, court, tribunal or military authority, shortage or failure of, or Yale's inability to obtain, Goods, appropriate supplies, materials, equipment, transport or labor, or any other cause or circumstance beyond Yale's control, including delays due to a purchaser's acts omissions or rush circumstances. Under such circumstances, Yale may extend the date of delivery for a reasonable period of time after the period of the delay, apportion its products among its customers in such manner as it deems equitable and substitute for products which cannot be obtained within a reasonable period of time, and the purchaser shall not be relieved of accepting delivery of such products.

(c) **No Other Warranty.** The only warranty given in connection with any Goods sold by Yale is its Limited Warranty to the first purchaser-user provided in Section 3 of these Terms and Conditions of Sale, and no other representations or warranties of any kind shall be made or given by any distributor or other person in connection with the sale of the Goods.

Enforcement Policy

In the event Yale deems it necessary to collect any amount due it from any purchaser, the purchaser shall pay to Yale, upon demand, all costs and expenses of such collection or enforcement including, without limitation, reasonable attorneys' fees and all other costs of collection. In addition, Yale will assess a 1.5% finance charge per month (18% APR) on amounts not paid when due.

Returned Goods Policy

Yale will not accept returned Goods from purchasers for credit or exchange. Under limited exceptions the following conditions generally would apply:

- (a) Written consent to the return of the Goods must be obtained from the Yale Customer Service Manager prior to returning the Goods (at Yale's discretion);
- (b) Goods returned must be carried in the current QuickShip™ inventory as shown in the Yale Price Book;
- (c) Any returned Goods shall be accompanied by a completed Merchandise Return Authorization Form provided to the purchaser by Yale;
- (d) Shipping charges and insurance must be prepaid by the purchaser;
- (e) All returned Goods accepted by Yale shall be subject to a minimum charge of twenty-five percent (25%) of the original purchase price or the current price, whichever is lower, to cover the cost of testing and repackaging. Additional charges may be imposed if the returned Goods, in the opinion of Yale, require reconditioning; and
- (f) Any credit given will be based on the original purchase price or the current price for the returned Goods, whichever is the lower. As an exception to the above rules, if items are purchased from

ASSA ABLOY's QuickShip program, they may be returned to the Yale warehouse with a 25% re-stocking fee. Authorization in form of an 'Authorization Return Form', must be issued prior to material being returned. Note: QuickShip goods must be returned within 30 days of purchase.

Terms and Conditions Contained in Yale® Price Book

The Terms and Conditions contained in the Yale Price Book, as published from time to time, shall apply to all purchases of Goods. To the extent that any terms in any invoice conflict with the terms of the Yale Price Book, the terms of the Yale Price Book shall govern.

Dispute Resolution

All disputes, controversies, claims or differences which may arise between the parties out of or in relation to the purchase of Goods covered by any invoice or otherwise made by purchaser from Yale (including questions as to whether a matter is governed by this arbitration provision) shall be solely and exclusively settled by binding arbitration conducted in accordance with the American Arbitration Association (AAA) Rules. All hearings and proceedings regarding arbitration shall take place in Berlin, Connecticut. All disputes involving less than \$250,000 shall be heard by a single arbitrator, and all other disputes shall be heard by panel of three arbitrators. The arbitrators shall be selected in a manner as set forth by the AAA. Reasonable discovery shall be allowed. The costs and fees of the arbitration shall be allocated by the arbitrators. The award rendered by the arbitrators shall be final and binding upon the parties, and judgement may be entered and enforced in accordance with applicable law in any court having jurisdiction thereof. The resolution of the arbitration shall be kept confidential by the parties and the arbitrators. Nothing herein shall bar the right of either party to obtain injunctive relief against conduct that will cause irreparable loss or damages under rules of equity. The parties hereby consent to jurisdiction in any court in the State of Connecticut with respect to the enforcement of any arbitration award or injunctive or other judicial relief.

Changes or Cancellations

Any item additions, quantity changes or specification changes made to accepted orders will generate a new acknowledgment for the entire order and a new shipment date. All sales are final. Quantity reductions or cancellations are accepted only with prior written consent at least 2 weeks prior to the scheduled shipment date. Cancellations or reductions after 2 business days of acknowledgement may be subject to a 25% fee. We may without liability cancel any accepted order before shipment if our credit department does not approve your credit.

Programs

All support programs related to the business are only applicable to customers whose account is current and in good standing.

Customer Service

Yale Home, Customer Service Department

225 Episcopal Road, Berlin, CT 06037 USA
Tel 1-800-438-1951 | Fax 1-800-338-0965

Canada

160 Four Valley Drive, Vaughan, ON LK4 4T9 Canada
Tel 1-800-461-3007 | Fax 1-800-461-8989

Customer service department hours are between 8:00 am and 4:30 pm EST, Monday through Friday, except holidays.



Ordering Information

Yale Yale Locks & Hardware
225 Episcopal Road
Berlin, CT 06037

ORDER FORM
Order Entry Email*: orders.yaleres@assaabloy.com
Order Entry Fax*: 1-877-888-2772

Customer PO: Your P.O. Number Here **1** Date: 00/00/00 **2**

Bill To: **3** Your Company Here Ship To: **4** Same
123 Street or Alternate Address Here
Your Town, USA

Notes: **5**

Indicate QuickShip or Factory Direct: QuickShip Factory Direct **6**

Email Address (the contact person): **7** Phone No. (with extension): **16**

Part Number and Description Columns with Function-Style-Finish: **8** **9** **10** **11** **12** **13** **14** **15** **16**

| ITEM | QTY | PART NUMBER** FUNCTION-STYLE-FINISH | DESCRIPTION** FUNCTION-STYLE-FINISH | ROSE STYLE | LATCH STYLE | STRIKE STYLE | KEYING K44 lines 11-12 & lock set | KEYWAY SC1 | PRICE |
|------|-----|--|--|---------------|----------------|-----------------|---|---------------|-------|
| 1. | 2 | YR820R DB BSP | 820 Deadbolt FI Rnd BSP | Flat Round | Std | Std | | SC1 | 00.00 |
| 2. | | | | | | | | | |
| 3. | | | | | | | | | |
| 4. | | | | | | | | | |
| 5. | | | | | | | | | |
| 6. | | | | | | | | | |
| 7. | | | | | | | | | |
| 8. | | | | | | | | | |
| 9. | | | | | | | | | |
| 10. | | | | | | | | | |
| 11. | | | | | | | | | |
| 12. | | | | | | | | | |
| 13. | | | | | | | | | |
| 14. | | | | | | | | | |
| 15. | | | | | | | | | |

Buyer Signature **17** Date Sales Representative **18** Date

06/30/18

1 Customer Purchase Order Number

Enter the purchase order number that your company has assigned for this order. No order will be processed without a purchase order number and written acknowledgement.

2 Order Date

Enter the date on which you are placing the order.

3 Bill To

Enter the billing name of the company and the full mailing address.

4 Ship To

Enter the company name and the full address to which the order should be shipped. If that information is exactly the same as the "Bill To" information, enter "Same" on the lines provided.

5 Special Instructions

- Enter any special shipping, packing, product, keying, or delivery requests in this area.
- Enter job name if applicable.
- For warehouse orders (non job orders) full case quantities should be ordered.

UL RATING REQUIREMENTS:



Enter when UL is required.

See price book pages for listing. Underwriters Laboratories requires that the Fire Shield packed with each UL listed products, UL listed latches and the correct strike to be used.

6 Product Origination

Indicate QuickShip or Factory Direct.

7 Email Address and Phone Number

Indicate an email address and phone number (with extension) to ensure Yale Locks is able to respond with questions regarding the order.

8 Quantity (Units Only)

Standard Case Quantities

| | Assure and Pro | Nest x Yale Lock | YH Collection Box Pack(SP) | YH Collection Clear View (CV) | New Traditions Box Pack(SP) | New Traditions Clear View (CV) | Yale Edge Series Box Pack(SP) |
|-------------------------------------|----------------|------------------|----------------------------|-------------------------------|-----------------------------|--------------------------------|-------------------------------|
| Dummy | | | 12 | 6 | 12 | 6 Pair | 30 |
| Knobs | | | 24 | 6 | 24 | 6 | 30 |
| Lever | 6 | | 12 | 6 | 12 | 6 | 20 |
| Deadbolts | 6 | 6 | 12 | 6 | 12 | 6 | 30 |
| Combosets | | | 12 | 6 | 12 | 6 | 10 |
| YH Interconnected Mechanical | | | 4 | | | | |
| Handlesets | | | 6 | | 6 | | 6 |
| Handlesets Interior Pack | | | 6 | | 6 | | |
| Pocket Door Locks | | | | | | | 60 |

9 Part Number

FUNCTION-STYLE-FINISH

FUNCTION: Function numbers and descriptions are noted with each series throughout this Yale Price Book.

STYLE: Indicate by using the two letter designation of the names, listed on price pages.

Ordering Information

FINISH: Indicate by using the BHMA designation of the names, listed on price pages.

| US | BHMA | Description |
|------|------|---------------------------------------|
| 3 | 605 | Polished Brass |
| 5 | 609 | Antique Brass |
| | P05 | Lifetime Brass |
| 10BE | 613E | Dark Oxidized Satin Bronze-equivalent |
| 10BP | | Oil Rubbed Bronze Permanent |
| 15 | 619 | Satin Nickel |
| 15A | 620 | Antique Nickel |
| 26 | 625 | Polished Chrome |
| 26D | 626 | Satin Chrome |
| 32D | 632 | Stainless Steel |
| BSP | | Black Suede |
| BLK | | Black |
| GM | | Gun Metal |

Split Finishes: Print as stated in current price book

10 Description

FUNCTION-STYLE-FINISH-PACKAGING-HANDING

FUNCTION: Function numbers and descriptions are noted with each series throughout this Yale Price Book.

DESIGN: Indicate by using the two letter designation of the names, listed on price pages.

FINISH CODES: see no. 9 reference above.

PACKAGING: All locks are shipped Box Packed as standard unless otherwise specified. SP: Box Packed (Standard Packed)

CV: Clear View / BP: Bulk Pack – Lock trim individually boxed and packed 24 per case. Latches, strikes, screws packed separately. For Retail Packaging (color sleeves), place an R in front of the part number. Retail Packaging is available for select Yale Assure products only.

HANDING: The hand of a door is always determined by facing the outside of a door. See diagram on page 52, 61, 79 for further details.

LH: If the hinge is on the left side of the door, then the door is left-handed.

RH: If the hinge is on the right side of the door, then the door is right-handed.

11 Decorative Rose Style

Specify decorative rose style selection.
Standard rose ships unless specified.

12 Latch Options

Specify 2-3/8", 2-3/4", or Adjustable along with latch face type.

See Examples:

SC (Square Corner)

RC (Round Corner)

DI (Drive-In)

ADJ-SC (Adjustable Square Corner)

See pages 56 (YH), and 66 (NT) for more details.

13 Strike Options

Specify strike type. See page 83 for more details.

14 Specifying Keying

Keying requirements must be specified at time of order.

KD: Keyed Different

KA: Keyed Alike

MK: Master Keyed* (A single master key operates all locks within the system.)

BK: Builder Key* (Builder key operates all locksets within a system. Use of homeowner's key cancels the builder key.)

BMK: Builder Keyed and Master Keyed* (Builder key and master key operates all locksets within a system. Use of tenants key cancels the builder key.)

K-T-P: Keyed To Pass (For apartment vestibules or laundry rooms. All tenant keys will operate.)

GMK: Grand Master Keyed* (More than 1 master key system operated by a single master key.)

BGMK: Builder Keyed and Grand Master Keyed* (Combination of BK and GMK.) *Builder and/or master keys are sent certified mail to the "Bill To" address, referencing the purchase order number and the original order number. All Master Keyed orders shipped with three (3) master keys at no extra charge. All Builder Keyed orders are shipped with ten (10) builder keys at no extra charge.

15 Keyway / Key System Specifications

KEYWAY: All locks will be shipped with our New Traditions KW 5-Pin cylinder or YH Collection 6-Pin cylinder as standard depending upon the locks ordered. If SC keyway is specified it will ship as 5-pin standard. Para keyway will ship as 6-pin standard. See the available options sections in this Price Book.

KEY SYSTEMS: Note the specific key system to be used if any. This is particularly important if the order is an extension of an existing system.

16 Price

Enter the price. NOTE: Price may be adjusted if required to correspond to published pricelist.

17 Buyer Signature

No order will be processed without an authorized signature.

18 Yale Company Representative

If the order is written by someone other than the authorized buyer, the full name of the person placing the order.

Submit The Order

FAXING ORDERS

Fax number for Yale Assure and all QuickShip orders:
1-877-888-2772

Fax number for Factory Direct New Traditions and YH Collection orders:

1-800-338-0965

EMAILING ORDERS

Email all orders to: orders.yaleres@assaabloy.com

IMPORTANT: Indicate whether order is:

- **QuickShip**
- **Factory Direct**

Yale QuickShip Program*

***Available only with Yale Residential products. Orders requiring keying or non-standard changes will delay ship time.**

(examples: cylinders, latches, etc.)

RULES OF ENGAGEMENT:

- **Orders placed ship following day.**
- **Make NO additional investment and expand your offering**

ADDITIONAL CHARGES:

- **Item is always a chargeable addition to product cost.**
- **Item is a chargeable addition to Berlin, CT orders only.**
- **Freight charge will be applied to orders less than \$150.00 (contiguous 48 states only, Alaska and Hawaii are 'plus freight')**
- **Yale reserves the right to limit quantities**
- **Net keying charges:**
 - \$1.00 per cylinder for keyed-alike (KD over 4 locks)
 - \$3.00 for BK and MK

HOW to ORDER:

Look for **BOLD** prices throughout all Yale product listings for **Yale QuickShip** availability.

- **Email Yale QuickShip orders to: orders.yaleres@assaabloy.com**
- **Fax ALL Yale QuickShip orders to: 1-877-888-2772**
- **Call Yale Customer Service for details: 1-800-438-1951**

Assure Lock®

Assure Lock Keypad
YRD216



Assure Lock Touchscreen
YRD226/622



Assure Lock SL
YRD256



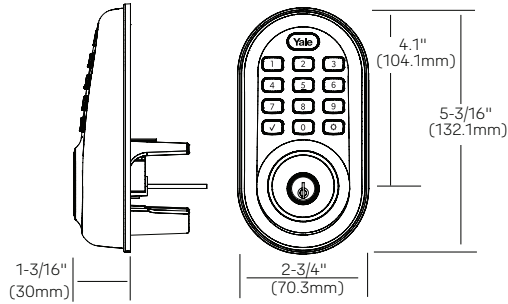
Yale Assure Lock provides versatility and convenience for securing your home. The locks can operate as standalone electronic deadbolts or be upgraded with a Z-Wave, Zigbee or Yale Access Module to work with your smart home.

- Create up to 250 unique entry codes to share with friends and family (25 for Standalone models).
- Keypads wake with a touch and feature backlit numbers that won't wear off.
- Key free model features a 9V battery back-up to prevent lockouts.
- Available Smart Modules include Z-Wave, Zigbee or Yale Access.
- When upgraded with a Yale Smart Modules, lock and unlock remotely, view access history and share access rights from your smartphone with most Z-Wave and Zigbee systems or with the Yale Access app when using a Yale Access Module.
- Available with 90 minute fire rating as YRD622. Please contact your sales team for more information.

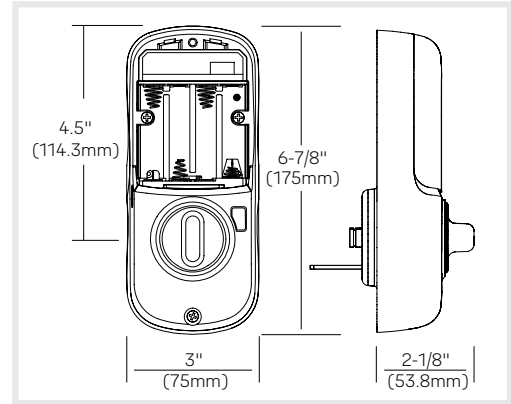
NOTE: Yale Assure Lock® Deadbolts ship from the QuickShip warehouse in Berlin, CT Only. Freight minimums are separate from AAG Factory items.

Assure Lock®

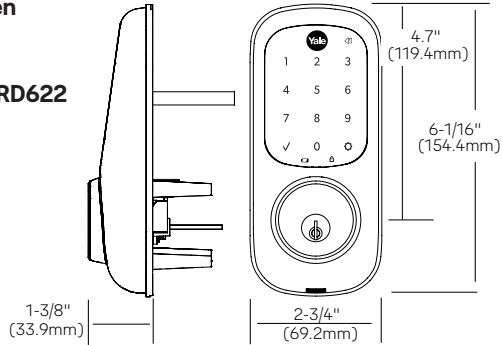
Keypad Deadbolt Exterior YRD216



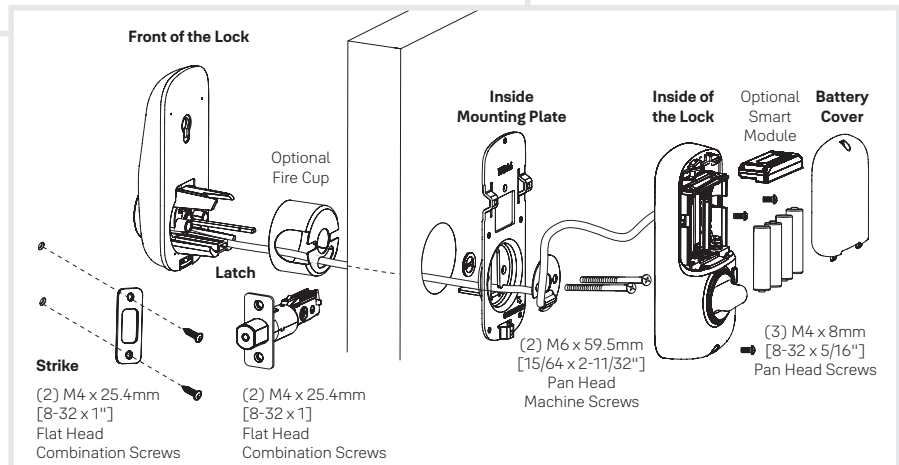
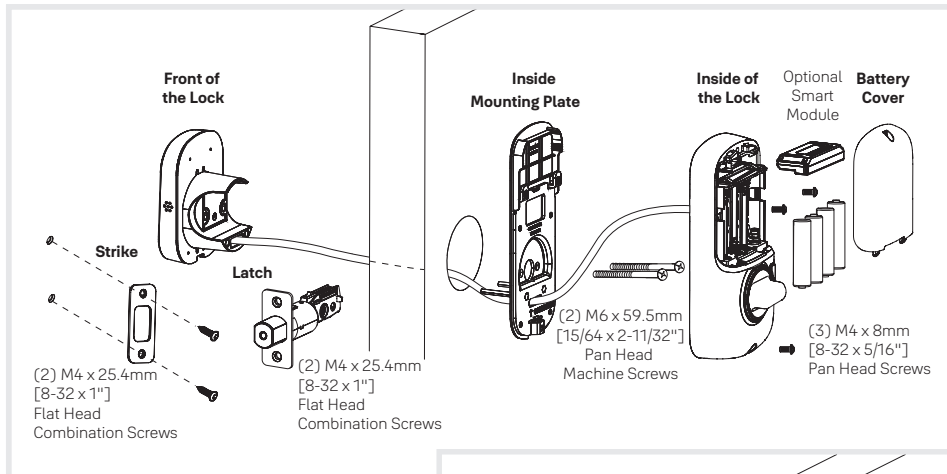
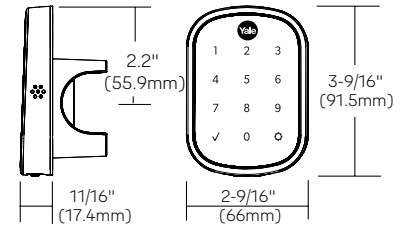
Interior



Touchscreen Deadbolt Exterior YRD226/YRD622



Touchscreen SL Deadbolt Exterior YRD256



Contact Support
1-855-213-5841
support@yalelock.com

Assure Lock®

FUNCTIONS

| NO. | DESCRIPTION |
|-------------------|---|
| YRD216 | SINGLE CYLINDER KEYPAD DEADBOLT: Latch operated from outside by electronic keypad interaction, or outside by key, inside by T turn. |
| YRD226/622 | SINGLE CYLINDER TOUCHSCREEN DEADBOLT: Latch operated from outside by electronic touchscreen interaction, or outside by key, inside by T turn. |
| YRD256 | KEY FREE TOUCHSCREEN DEADBOLT: Latch operated from outside by electronic touchscreen interaction, or inside by T-turn. Use a 9V battery backup on the outside as a override in case the batteries die. |






| STANDARD CASE QUANTITIES | BOX PACK |
|--------------------------|----------|
| YRD216 Deadbolt | 6 |
| YRD226 Deadbolt | 6 |
| YRD256 Deadbolt | 6 |
| YRD622 Deadbolt | 6 |

PRODUCT ORDER STRING FOR ASSURE LOCK

Example: **YRD256-ZW2-619**

| | |
|---------------------|---|
| Keypad Style | YRD216: Keyed Keypad Deadbolt YRD226: Keyed Touchscreen Deadbolt YRD256: Key Free Touchscreen Deadbolt YRD622: Keyed Touchscreen Deadbolt w. 90 Minute Fire Rating |
| Technology | NR: No Module (Standalone) ZW2: Z-Wave Plus CBA: Yale Access HA2: Zigbee* *Note: Control4 and Crestron require proprietary Smart Modules. |
| Finish | 619: Satin Nickel OBP: Oil Rubbed Bronze Permanent P05: Lifetime Brass BSP: Black Suede |

PRODUCT SPECIFICATIONS

| | |
|----------------------------|---|
| Door Specs | 2 ¹ / ₈ " Face Bore, 1" Edge Bore 2 ³ / ₈ " or 2 ³ / ₄ " Backset |
| Door Thickness | 1 ³ / ₈ " to 2 ¹ / ₄ " Note: YRD216 / YRD226 requires thin door gasket to support doors 1 3/8" - 1 3/4" |
| Strike | 1" x 2 ¹ / ₄ " RC (Round Corner) |
| Latch | 2 ³ / ₈ " or 2 ³ / ₄ " Adjustable |
| Latch Faceplate | 1" x 2 ¹ / ₄ " RC (Round Corner) |
| Keyway | Standard: Yale KW-1 YRD216, YRD226 models 5 Pin Brass Cylinder Optional: SC-1, Para 6 pin, SFIC-LC (only YRD226) |
| Keys | YRD216, YRD226 2 |
| Keying | Standard: KD (Keyed Different) YRD216, YRD226 Optional: KA (Keyed Alike) |
| Certified ANSI/BHMA | A156.36 Grade 2  |
| UL/cUL | YRD256 is 20 minute fire rated when installed on the correct rated/specified door YRD216/226 is 20 minute fire rated when installed with the optional fire kit (AYRD-FKIT-<finish>) on the correctly rated/specified door. YRD622 is 90 minute fire rated when installed on the correct rated/specified door.  |
| Windstorm Rating | YRD216, YRD226, YRD256 are windstorm rated when installed with a YH Series Tubular Lockset (Model YH11) w/Knob or Lever YRD622 is windstorm rated when installed with a YH Series Tubular Lockset (Model YH11) w/Knob or Lever |
| Temperature Range | Outside Temperature Range: -30°C to 60°C = -22°F to 140°F Inside Temperature Range: -15°C to 70°C = 5°F to 158°F Battery Temperature Range: -10°C to 55°C = 14°F to 131°F Storage Temperature Range: -40°C to 85°C = -40°F to 185°F |
| Technology Options | Control4 and Crestron require unique Smart Modules    |

Assure Lock®

PRODUCT LIST PRICE

| DESIGN | | NO | P05 ² | 10BP | US15 619 | BSP |
|----------------------|----------------------------|---------------------|------------------|--------|-------------|--------|
| Keypad Deadbolt | Standalone | YRD216 | 309.00 | 309.00 | 309.00 | N/A |
| Keypad Deadbolt | Z-Wave/Zigbee ¹ | YRD216 | 439.00 | 439.00 | 439.00 | N/A |
| Keypad Deadbolt | Yale Access | YRD216 | 625.00 | 625.00 | 625.00 | N/A |
| Touchscreen Deadbolt | Standalone | YRD226 | 361.00 | 361.00 | 361.00 | 361.00 |
| Touchscreen Deadbolt | Z-Wave/Zigbee ¹ | YRD226 | 491.00 | 491.00 | 491.00 | 491.00 |
| Touchscreen Deadbolt | Yale Access | YRD226 | 677.00 | 677.00 | 677.00 | 677.00 |
| Key Free Touchscreen | Standalone | YRD256 | 413.00 | 413.00 | 413.00 | 413.00 |
| Key Free Touchscreen | Z-Wave/Zigbee ¹ | YRD256 | 543.00 | 543.00 | 543.00 | 543.00 |
| Key Free Touchscreen | Yale Access | YRD256 | 729.00 | 729.00 | 729.00 | 729.00 |
| Touchscreen Deadbolt | Standalone | YRD622 ³ | 519.00 | 519.00 | 519.00 | 519.00 |
| Touchscreen Deadbolt | Z-Wave/Zigbee ¹ | YRD622 ³ | 649.00 | 649.00 | 649.00 | 649.00 |
| Touchscreen Deadbolt | Yale Access | YRD622 ³ | 835.00 | 835.00 | 835.00 | 835.00 |

1 Not Control4 or Crestron compatible.

2 In select instances, P05 may be swapped, based on availability, for 605.

3 UL 90 minutes.

Notes:

• Locks ship standard with KW-1 5-Pin keyway Keyed Different. Alternate key options must be ordered as an additional line.

• Available with 90 minute fire rating as YRD622. Please contact your sales team for more information.

• Orders for YRD216 may be converted to NF-YRD612, YRD226 may be converted to NF-YRD622, YRD256 may be converted to YRD652 to help assure on time delivery of product. The alternate product part number is identical in form fit and function.

CYLINDER / ACCESSORY / REPLACEMENT PART LIST PRICE**

| DESCRIPTION | PART NO./LIST NO. | FINISH | LIST PRICE |
|---|-------------------|--------|------------|
| Adjustable Drive-In Latch | AYRDB-DRIVE-26 | US26 | 14.90 |
| Adjustable Radius Corner Latch | AYRDB2-619 | US15 | 14.90 |
| Adjustable Radius Corner Latch | AYRDB2-0BP | US10BP | 14.90 |
| Adjustable Radius Corner Latch | AYRDB2-605 | US3 | 14.90 |
| Adjustable Radius Corner Latch | AYRDB2-BSP | BSP | 14.90 |
| Adjustable UL20 Latch | AYRDB-R20-619 | 619 | 14.90 |
| Brass SC1-5-Pin & 2 Brass Keys, Tailpiece, High Stack, Deadbolt, KD, 26 | AYRD200-SCKD-26 | US26 | 14.10 |
| Brass SC1-5-Pin & 2 Brass Keys, Tailpiece, High Stack, Deadbolt, KD, 03 | AYRD200-SCKD-03 | US3 | 14.10 |
| Brass SC1-5-Pin & 2 Brass Keys, Tailpiece, High Stack, Deadbolt, KA, 26 | AYRD200-SCKA-26 | US26 | 14.10 |
| Brass SC1-5-Pin & 2 Brass Keys, Tailpiece, High Stack, Deadbolt, KA, 03 | AYRD200-SCKA-03 | US3 | 14.10 |
| Brass KW1-5-Pin & 2 Brass Keys, Tailpiece, High Stack, Deadbolt, KD, 26 | AYRD200-KWKD-26 | US26 | 14.10 |
| Brass KW1-5-Pin & 2 Brass Keys, Tailpiece, High Stack, Deadbolt, KD, 03 | AYRD200-KWKD-03 | US3 | 14.10 |
| Brass KW1-5-Pin & 2 Brass Keys, Tailpiece, High Stack, Deadbolt, KA, 26 | AYRD200-KWKA-26 | US26 | 14.10 |
| Brass KW1-5-Pin & 2 Brass Keys, Tailpiece, High Stack, Deadbolt, KA, 03 | AYRD200-KWKA-03 | US3 | 14.10 |
| Thin Door Gasket for YRD216 I/S & O/S ESCUTCHEONS (2 PIECES) | AYRDT216-PB-GSK | Black | 3.50 |
| Thin Door Gasket for YRD226 I/S & O/S ESCUTCHEONS (2 PIECES) | AYRDT226-TS-GSK | Black | 3.50 |
| Touchscreen SFIC Cylinder Housing | AYRD220-1-0BP** | US10BP | 26.00 |
| Touchscreen SFIC Cylinder Housing | AYRD220-1-619** | US15 | 26.00 |
| Deadbolt Para Cylinder, KD | AYRD200-PAKD-26 | US26 | 26.00 |
| Deadbolt Para Cylinder, KA | AYRD200-PAKA-26 | US26 | 26.00 |
| Deadbolt Para Cylinder, KD | AYRD200-PAKD-03 | US3 | 26.00 |
| Deadbolt Para Cylinder, KA | AYRD200-PAKA-03 | US3 | 26.00 |
| Technology Options: Upgrade a standalone lock | | | |
| HA2 Zigbee Smart Module | AYR202-ZB-HA | | 235.00 |
| ZW2 Z-Wave Plus Smart Module | AYR202-ZW-USA | | 235.00 |
| Yale Access CBA Module/DoorSense - No Bridge | AYR202-CBA-USA | | 171.00 |
| Yale Access Upgrade Kit | AYR202-CBA-KIT | | 316.00 |
| 4 1/4" Wide Plexiglass YRL Mount | AYR-425-MNT | | 120.00 |



Assure Lock®

NOTE: The SFIC housing option is shipped less core. Small Format Interchangeable Cores can be ordered from the Yale Commercial Catalog. **Yale Assure cylinders are not Builder Key compatible.**

**Item is an upgrade to packaged list pricing

Assure Lever®

Assure Lever Keypad
YRL216



Assure Lever Touchscreen
YRL226



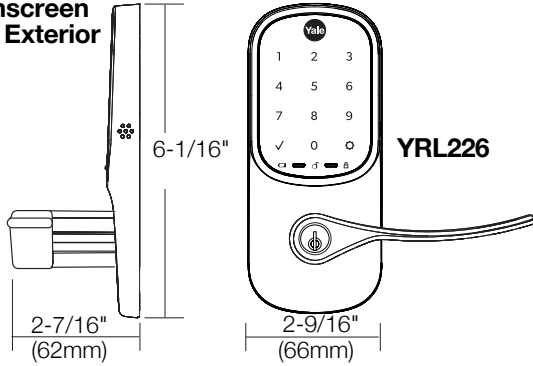
Introducing the new Assure Levers, the sleekest and most convenient electronic lever locks on the market. Available in standalone or with a Yale Smart Module for seamless integration into your smart home or security system.

- Available in standalone, Z-Wave or with the Yale Access Upgrade Kit.
- Backlit keypads make day-to-day access, effortless.
- Simple installation requires only a screwdriver.
- Keypads wake with a touch and feature backlit numbers that won't wear off.
- Features a 9V battery back-up to prevent lockouts.

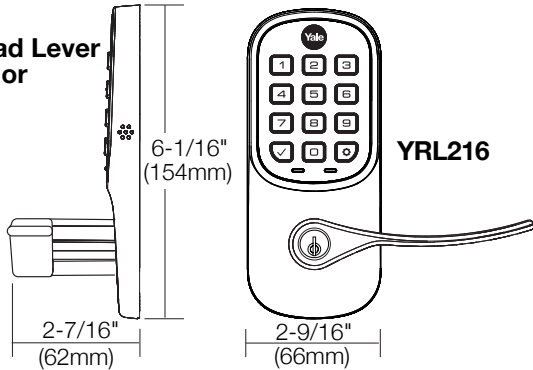
NOTE: Yale Assure Levers® ship from the QuickShip warehouse in Berlin, CT Only. Freight minimums are separate from AAG Factory items.

Assure Lever®

Touchscreen Lever Exterior

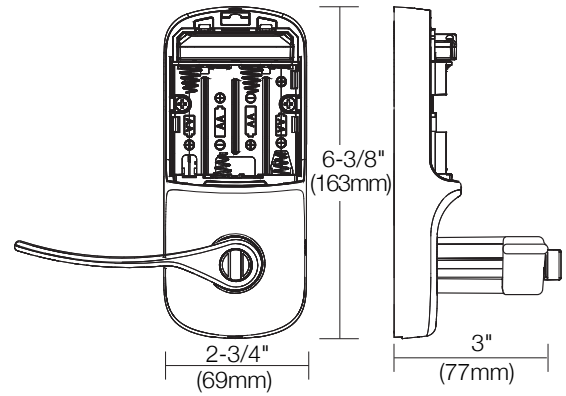


Keypad Lever Exterior




Lever Interior

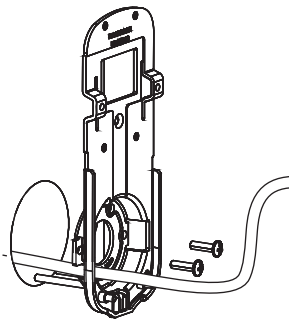
shown with battery cover removed



Front of the Lock

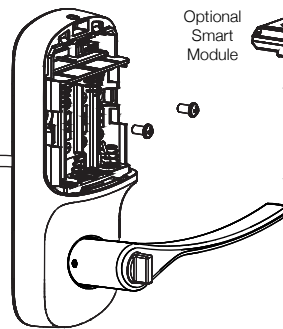


Inside Mounting Plate



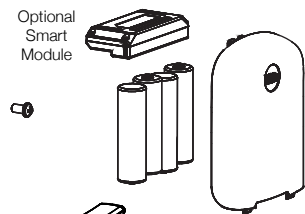
(2) M4 x 25mm
Pan Head Machine Screws

Inside of the Lock



(3) M4 x 8mm
[8-32 x 5/16"]
Pan Head Screws

Battery Cover



(2) M4 x 25.4mm
[8-32 x 1"]
Flat Head
Combination Screws

(2) M4 x 25.4mm
[8-32 x 1"]
Flat Head
Combination Screws

Contact Support

1-855-213-5841 support@yalelock.com

Assure Lever®

FUNCTIONS

| NO. | DESCRIPTION |
|---------------|--|
| YRL216 | KEYED KEYPAD LEVER: Lever operated from outside by electronic keypad interaction or by physical key, inside by lever. |
| YRL226 | KEYED TOUCHSCREEN LEVER: Lever operated from outside by electronic touchscreen interaction or by physical key, inside by lever. |

STANDARD CASE QUANTITIES

BOX PACK


| | |
|-------------------|---|
| Keypad Lever | 6 |
| Touchscreen Lever | 6 |

PRODUCT ORDER STRING FOR ASSURE LEVER

Example: **YRL216-ZW2-619**

| | |
|---------------------|---|
| Keypad Style | YRL216: Keyed Keypad Lever YRL226: Keyed Touchscreen Lever |
| Technology | NR: No Module (Standalone) ZW2: Z-Wave Plus CBA: Yale Access |
| Finish | 619: Satin Nickel OBP: Oil Rubbed Bronze Permanent 605: Brass BSP: Black Suede |

PRODUCT SPECIFICATIONS

| | |
|----------------------------|--|
| Door Specs | 2½" Face Bore, 1" Edge Bore 2¾" or 2¾" Backset |
| Door Thickness | 1¾" to 1¾" |
| Strike | 1½" x 2¾" Full Lip RC (Round Corner) |
| Latch | 2¾" or 2¾" Adjustable |
| Latch Faceplate | 1" x 2¼" RC (Round Corner) |
| Keyway | YRL216/YRL226 KW Keyway 5 Pin KW-1 |
| YRL216/YRL226 | 1 Key |
| YRL216/YRL226 | KD Standard |
| Certified ANSI/BHMA | A156.2 Grade 2  |
| Temperature Range | Outside Temperature Range: -30°C to 60°C = -22°F to 140°F Inside Temperature Range: -15°C to 70°C = 5°F to 158°F Battery Temperature Range: -10°C to 55°C = 14°F to 131°F Storage Temperature Range: -40°C to 85°C = -40°F to 185°F |

Technology Options

Control4 and Crestron require unique Modules.




PRODUCT LIST PRICE

| DESIGN | NO | US3 605* | 10BP | US15 619 | BSP |
|---|---------------|----------------|---------------|---------------|--------|
| Keypad Lever Standalone | YRL216 | 361.00* | 361.00 | 361.00 | 361.00 |
| Keypad Lever Z-Wave Plus | YRL216 | 491.00* | 491.00 | 491.00 | 491.00 |
| Keypad Lever Yale Access | YRL216 | 677.00* | 677.00 | 677.00 | 677.00 |
| Touchscreen Lever Standalone | YRL226 | 413.00* | 413.00 | 413.00 | 413.00 |
| Touchscreen Lever Z-Wave Plus | YRL226 | 543.00* | 543.00 | 543.00 | 543.00 |
| Touchscreen Lever Yale Access | YRL226 | 729.00* | 729.00 | 729.00 | 729.00 |

Assure Lever®

Key Free Lever Options

| DESIGN | PRODUCT LIST PRICE | | | |
|--------------------|--------------------|-------|-------|-------|
| | NO | US3 | 10BP | US15 |
| Academy (standard) | YR05D87 | 36.00 | 36.00 | 36.00 |
| Marina | YR05D84 | 36.00 | 36.00 | 36.00 |
| McClure | YR05D85 | 36.00 | 36.00 | 36.00 |
| Milan | YR05D83 | 36.00 | 36.00 | 36.00 |
| Norwood | YR05D88 | 36.00 | 36.00 | 36.00 |



| CYLINDER / ACCESSORY / REPLACEMENT PART LIST PRICE | | | |
|--|-------------------|--------|------------|
| DESCRIPTION | PART NO./LIST NO. | FINISH | LIST PRICE |
| Adjustable Drive-In Latch | AYRL-DRIVE-26 | US26 | 14.90 |
| Adjustable Radius Corner Latch | AYRL-LATCH-15 | US15 | 14.90 |
| Adjustable Radius Corner Latch | AYRL-LATCH-10B | US10BP | 14.90 |
| Adjustable Radius Corner Latch | AYRL-LATCH-03 | US3 | 14.90 |
| Technology Options: Upgrade a standalone lock | | | |
| ZW2 Z-Wave Plus Module | AYR202-ZWV-USA | | 235.00 |
| Yale Access Upgrade Kit | AYR202-CBA-KIT | | 316.00 |
| 4 1/4" Wide Plexiglass YRL Mount | AYR-425-MNT | | 120.00 |
| Brass SC1-5-Pin & 2 Brass Keys, Tailpiece, High Stack, Entry, KD, 26 | AYRL-2X6-SCKD-26 | US26 | 14.10 |
| Brass SC1-5-Pin & 2 Brass Keys, Tailpiece, High Stack, Entry, KD, 03 | AYRL-2X6-SCKD-03 | US3 | 14.10 |
| Brass SC1-5-Pin & 2 Brass Keys, Tailpiece, High Stack, Entry, KA, 26 | AYRL-2X6-SCKA-26 | US26 | 14.10 |
| Brass SC1-5-Pin & 2 Brass Keys, Tailpiece, High Stack, Entry, KA, 03 | AYRL-2X6-SCKA-03 | US3 | 14.10 |
| Brass KW1-5-Pin & 2 Brass Keys, Tailpiece, High Stack, Entry, KD, 26 | AYRL-2X6-KWKD-26 | US26 | 14.10 |
| Brass KW1-5-Pin & 2 Brass Keys, Tailpiece, High Stack, Entry, KD, 03 | AYRL-2X6-KWKD-03 | US3 | 14.10 |
| Brass KW1-5-Pin & 2 Brass Keys, Tailpiece, High Stack, Entry, KA, 26 | AYRL-2X6-KWKA-26 | US26 | 14.10 |
| Brass KW1-5-Pin & 2 Brass Keys, Tailpiece, High Stack, Entry, KA, 03 | AYRL-2X6-KWKA-03 | US3 | 14.10 |

NOTES:

The SFIC (Small Format Interchangeable Core) is not available. Cylinders are not **Builder Key compatible**. Cylinders/Keyways for YRL216 and YRL226



Assure Lock®

for Andersen® patio doors‡

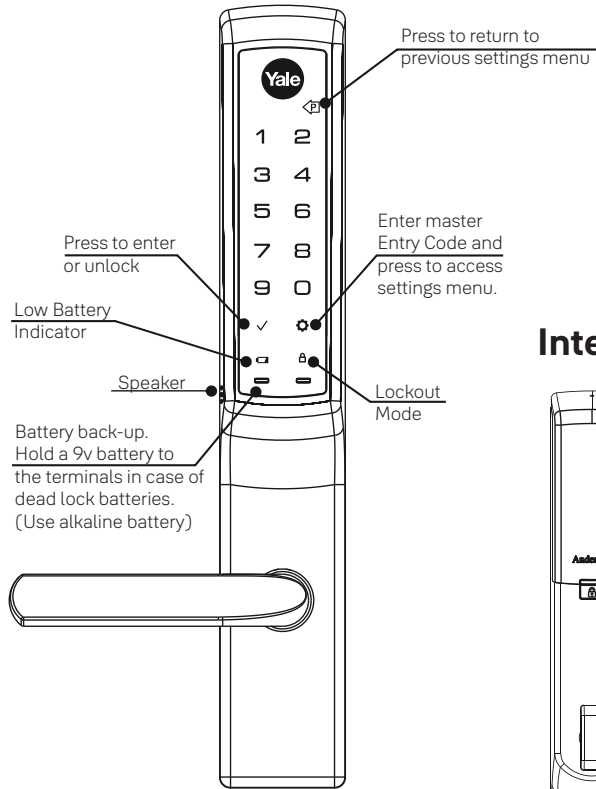
‡ Available on select hinged doors, see your supplier for details.



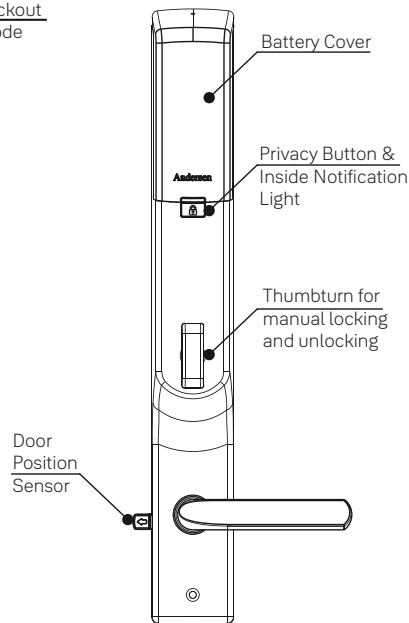
The Yale Assure Lock® for Andersen hinged patio and entry doors features a sleek design and allows you to monitor, lock and unlock your door from anywhere so you never have to worry about carrying or losing keys again. This lock is compatible with the A-Series Hinged Patio Doors, E-Series Patio Doors (March 2018 and newer), Entry Doors and Folding Patio Doors.

NOTE: Yale Assure Lock® for Andersen® patio doors‡ ship from the QuickShip warehouse in Berlin, CT Only. Freight minimums are separate from AAG Factory items.


Exterior Touchscreen



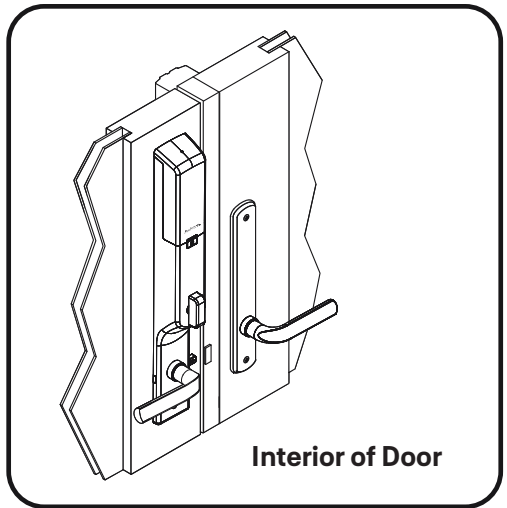
Interior



Exterior of Door



Interior of Door



Assure Lock®

for Andersen® patio doors‡



‡ Available on select hinged doors, see your supplier for details.

FUNCTIONS

| NO. | DESCRIPTION |
|--------|---|
| YRM276 | KEY FREE TOUCHSCREEN DEADBOLT: Latch operated from outside by electronic touchscreen interaction, or inside by T-turn. Use a 9V battery backup on the outside as a override in case the batteries die. |

| STANDARD CASE QUANTITIES | BOX PACK |
|--------------------------|----------|
| YRM276 | 4 |

PRODUCT SPECIFICATIONS

| | |
|-----------------------|--|
| Inside The Box | <ul style="list-style-type: none"> Assure Lock for Anderson Patio Doors 4 AA Alkaline Batteries Handle Kit Mounting Hardware and Strike Door Template Installation Manual Optional Network Module |
| Compatibility | <p>Yale Assure Lock can be ordered with these new Andersen products.</p> <ul style="list-style-type: none"> A-Series Hinged Patio Doors E-Series Hinged Ption Doors Complementary Curved Top Patio Doors Entranceway Doors |
| Warranty | For the original owner, one year warranty for electronics and lifetime limited warranty for finish and mechanical operation. |
| Batteries | 4 AA Alkaline Batteries (Included) |
| Handing | Reversible; Self-handing (Please hand while in unlocked position) |
| Technology |   |

PRODUCT ORDER STRING FOR ASSURE® LOCK FOR ANDERSEN® PATIO DOORS

Example: **YRM276-NR-619**

| | |
|-------------------|--|
| Model | YRM276: Assure Lock® for Andersen® Patio Doors |
| Technology | NR: No Module (Standalone) ZW2: Z-Wave CBA: Wi-Fi & Bluetooth |
| Finish | 619: Satin Nickel WHT: White BLK: Black |

| PRODUCT SKU | FINISH | TECHNOLOGY | LIST PRICE |
|----------------|--------------|-------------|------------|
| YRM276-NR-619 | Satin Nickel | Standalone | 935.00 |
| YRM276-NR-BLK | Black | Standalone | 935.00 |
| YRM276-NR-WHT | White | Standalone | 935.00 |
| YRM276-ZW2-619 | Satin Nickel | Z-Wave Plus | 1065.00 |
| YRM276-ZW2-BLK | Black | Z-Wave Plus | 1065.00 |
| YRM276-ZW2-WHT | White | Z-Wave Plus | 1065.00 |
| YRM276-CBA-619 | Satin Nickel | Yale Access | 1250.00 |
| YRM276-CBA-BLK | Black | Yale Access | 1250.00 |
| YRM276-CBA-WHT | White | Yale Access | 1250.00 |

Assure Lock® Interconnected

Assure Lock Interconnected
YRC216



Assure Lock Interconnected
YRC226/YRC622



Assure Lock Interconnected
YRC256






Assure Lock Interconnected combines electronic deadbolts with the convenience of a passage lever for panic proof egress. From the inside, both the latchbolt and the deadbolt are retracted simultaneously in a single motion for a quick and easy exit. Available in standalone, Z-Wave or Zigbee configurations.





Available with 90 minute fire rating as YRC622. Please contact your sales team for more information.

Assure Lock® Interconnected

STYLES

| STYLE | NO. | DESCRIPTION |
|--|-------------------|--|
|  | YRC216 | Single point lock. Latchbolt is operated by either lever at all times. Deadbolt activated by touchscreen or key on outside or by thumbturn on inside. Interior lever retracts latch and deadbolt simultaneously. |
|  | YRC226/622 | Single point lock. Latchbolt is operated by either lever at all times. Deadbolt activated by touchscreen or key on outside or by thumbturn on inside. Interior lever retracts latch and deadbolt simultaneously. |
|  | YRC256 | Single point lock. Latchbolt is operated by either lever at all times. Deadbolt activated by touchscreen or by thumbturn on inside. Interior lever retracts latch and deadbolt simultaneously. |

PRODUCT SPECIFICATIONS

| | |
|----------------------------|--|
| Door Specs | 2 ¹ / ₈ " Face Bore, 1" Edge Bore, 4" or 5 ¹ / ₂ " Center to Center* *Must specify |
| Backset | 2 ³ / ₈ " (60mm) or 2 ³ / ₄ " (70mm) |
| Door Thickness | 1 ³ / ₈ " (35mm) to 1 ³ / ₄ " (44mm) |
| Cylinder | KW-1 Compatible standard, other cylinders/keyways available to order. SFIC optional. |
| Keying | KD (Keyed Different) standard, master keying available to order Other Keying options see page 86 |
| Latch Faceplate | 1" (25mm) W x 2 ¹ / ₄ " (57mm) H; Round Corner standard, Square Corner available to order |
| Strike | Lever: 2 ¹ / ₄ " (57mm) Full Lip, Deadbolt Strike: 1" x 2 ¹ / ₄ "; Round Corner standard, other strikes available to order. |
| Windstorm Rating | YRC216, YRC226, YRC256 are windstorm rated when installed with a YH Series Tubular Lockset (Model YH11). YRC622 is windstorm rated when installed with a YH Series Tubular Lockset (Model YH11). |
| Certified ANSI/BHMA | A156.12, Grade 2  |
| UL/cUL | YRC200 - listed for 20 min fire doors and windstorm applications YRC600 - listed for 90 min fire doors and windstorm applications  |
| Technology Options | Control4 and Crestron require unique Modules.   |

DIMENSIONS

Based on Woodland Lever

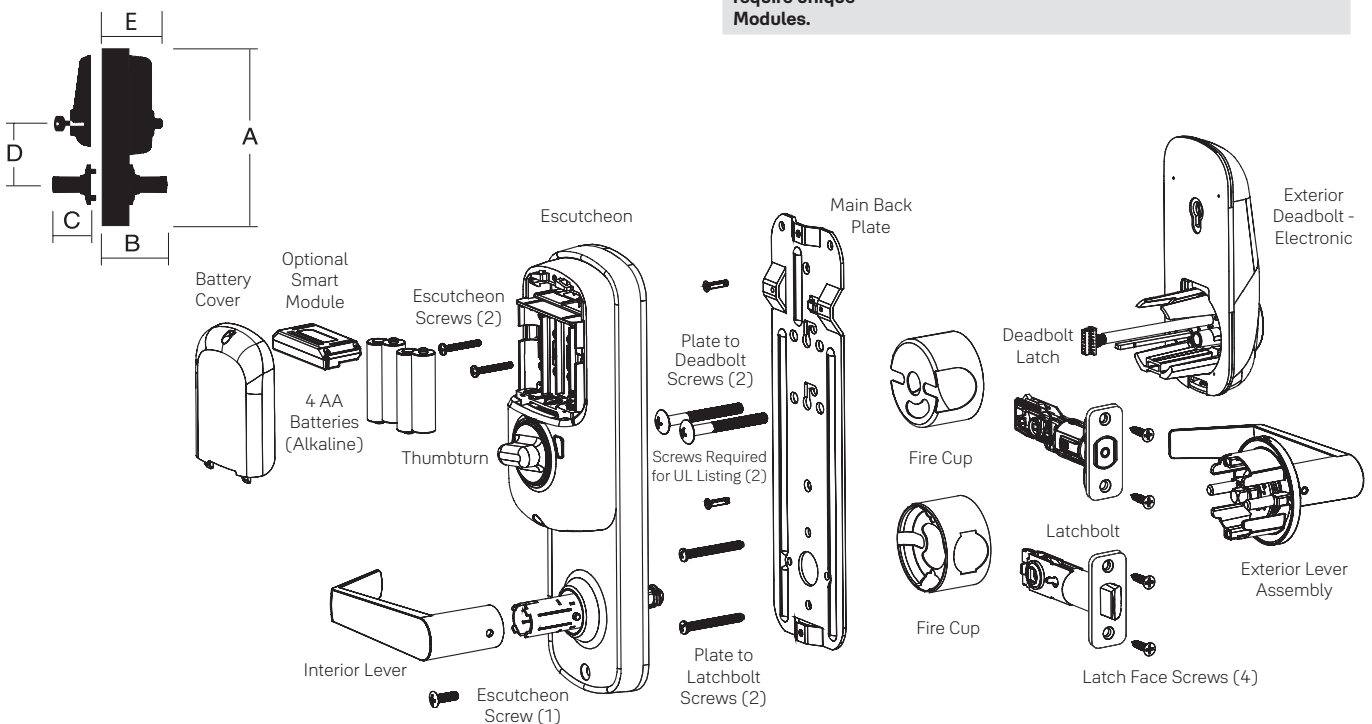
PASSAGE

| Lever | A | B | C | D | WIDTH |
|-------|----------------------------------|---------------------------------|---------------------------------|---------------------------------|-----------------------------------|
| | 10 ⁵ / ₈ " | 2 ⁵ / ₈ " | 2 ¹ / ₂ " | 4" | 2 ¹³ / ₁₆ " |
| | 12 ¹ / ₈ " | | | 5 ¹ / ₂ " | |

ENTRY

| Lever | A | B | C | D | WIDTH |
|-------|----------------------------------|---------------------------------|---------------------------------|---------------------------------|-----------------------------------|
| | 10 ⁵ / ₈ " | 2 ⁵ / ₈ " | 2 ¹ / ₂ " | 4" | 2 ¹³ / ₁₆ " |
| | 12 ¹ / ₈ " | | | 5 ¹ / ₂ " | |

Mechanical View



Assure Lock® Interconnected

BOX PACK LIST PRICE

| Interconnected Available lever styles shown below. Yale Real Living YRC216, YRC226 (KW standard); see below for keying options | DESIGN | Z-Wave, Zigbee, Standalone | P05 | US15 619 | 10BP | BSP |
|---|-------------|-------------------------------|---|---------------|--------|--------|
| | | | Note: orders over 5 pieces need to be ordered factory direct and require longer lead times | | | |
| YRC216 Interconnected | Keypad | ZW2/HA2 | 657.00 | 657.00 | 657.00 | N/A |
| YRC216 Interconnected | Keypad | Standalone | 527.00 | 527.00 | 527.00 | N/A |
| YRC226 Interconnected | Touchscreen | ZW2/HA2 | 734.00 | 734.00 | 734.00 | 734.00 |
| YRC226 Interconnected | Touchscreen | Standalone | 604.00 | 604.00 | 604.00 | 604.00 |
| YRC256 Interconnected | Key Free | ZW2/HA2 | 789.00 | 789.00 | 789.00 | 789.00 |
| YRC256 Interconnected | Key Free | Standalone | 659.00 | 659.00 | 659.00 | 659.00 |
| YRC622 Interconnected | Key Free | ZW2/HA2 | 845.00 | 845.00 | 845.00 | 845.00 |
| YRC622 Interconnected | Key Free | Standalone | 715.00 | 715.00 | 715.00 | 715.00 |

Notes:

- For lever finish availability see YH pages 48-52.
- Available with 90 minute fire rating as YRC620. Please contact your sales team for more information.
- Orders for YRC216 may be converted to NF-YRC612, YRC226 may be converted to NF-YRC622, YRC256 may be converted to YRC652 to help assure on time delivery of product. The alternate product part number is identical in form fit and function.



*Augusta, Norwood available in QuickShip.

INTERCONNECTED PASSAGE LEVER PAIRS**

| Design | Part # | |
|---|----------|-------|
| Academy (Passage lever Pair) | YR05D67* | 36.00 |
| Augusta (Passage lever Pair) | YR05D66* | 36.00 |
| Delaware (Passage lever Pair) | YR05D6D* | 36.00 |
| Kincaid (Passage lever pair) | YR05D6K* | 36.00 |
| Marina (Passage lever Pair) | YR05D64* | 36.00 |
| McClure (Passage lever Pair) | YR05D65* | 36.00 |
| Milan (Passage lever Pair) | YR05D63* | 36.00 |
| Monroe (Passage lever Pair) | YR05D6W* | 36.00 |
| Norwood (Passage lever Pair) | YR05D68* | 36.00 |
| Pacific Beach (Passage lever Pair) | YR05D62* | 36.00 |
| Valdosta (Passage lever Pair) | YR05D6V* | 36.00 |
| Virgo (Passage lever Pair) | YR05D61* | 36.00 |
| Woodland (Passage lever Pair) | YR05D69* | 36.00 |

OPTIONS

| | | |
|---------------------------|------|--|
| Less Cylinder (LC) | 0.00 | No deductions |
| SFIC (LC only) | 0.00 | Lock SFICLC only. A600 or K600 available thru YC, should be listed as a separate line item. To order specify SFIC. |
| Para Keyway | 0.00 | No adder |

NOTE: See page 85 (For Interconnects add ICN to above part numbers (Adds Longer Interconnect tailpiece))

Latches, Latchbolts, Cylinders see page 13,17.

**Ships Norwood standard. Upcharge Quickship. Flashship orders. Factory standard charge.

Assure Lock® Interconnected

PRODUCT ORDER STRING FOR YALE ASSURE LOCK INTERCONNECTED

| | |
|---|---|
| Example: YRC226-NR-NW-5-619-RC-RC-KWKD | |
| Keypad Style | YRC216: Keyed Pushbutton Interconnected Deadbolt YRC226: Keyed Touchscreen Interconnected Deadbolt YRC256: Key Free Touchscreen Interconnected Deadbolt YRC622: Keyed Touchscreen Interconnected Deadbolt with 90 Minute Fire Rating |
| Smart Module | NR*: No Module (Standalone) ZW2: Z-Wave Plus HA2: Zigbee |
| Lever Style | AC: Academy (Passage Lever Pair) AU: Augusta (Passage Lever Pair) CH: Charleston (Passage Lever Pair) DW: Delaware (Passage Lever Pair) KC: Kincaid (Passage Lever Pair) MA: Marina (Passage Lever Pair) MC: McClure (Passage Lever Pair) MN: Milan (Passage Lever Pair) MO: Monroe (Passage Lever Pair) NW*: Norwood (Passage Lever Pair) PB: Pacific Beach (Passage Lever Pair) VL: Valdosta (Passage Lever Pair) VG: Virgo (Passage Lever Pair) WL: Woodland (Passage Lever Pair) |
| Bore Hole Configuration | 4: 4" Center to Center Borehole 5: 5.5" Center to Center Borehole |
| Finish | 619: Satin Nickel OBP: Oil Rubbed Bronze P05: Lifetime Brass |
| Latch/Deadbolt Face Plate Style | RC*: Radius Corner Latch SC: Square Corner Latch |
| Strike Plate Style | RC*: Radius Corner Strike SC: Square Corner Strike |
| Keyway Option | KWKD*: Kwikset Keyed Different KWKA: Kwikset Keyed Alike SCKD: Schlage C Keyed Different SCKA: Schlage C Keyed Alike SFIC: Small Format Interchangeable Less Cylinder PARA: Yale Para Keyway |

*If not specified product will ship with this option

Yale Pro® SL

Key Free Entry Deadbolts

Yale Pro SL Keypad
YRD136



Yale Pro SL Touchscreen
YRD156



The Yale Pro SL is a key-free deadbolt with Z-Wave Plus built in. It replaces a standard deadbolt in minutes using just a screwdriver and can be added to dozens of Z-Wave smart home and alarm systems with one-touch enrollment. Get the premium Yale design and features seen in retail, at a lower cost for the pro channel.

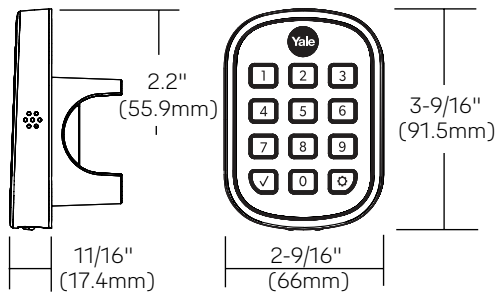
- The lock is 100% key free so it can't be picked and there's no keys to lose.
- Available with a backlit touchscreen or keypad
- To prevent lockouts due to dead batteries, there is a 9V battery terminal located below the keypad.
- The lock has a backlit, keypad that wakes with a touch and has numbers that won't wear off.

NOTE: Yale Pro® SL Deadbolts ship from the QuickShip warehouse in Berlin, CT Only. Freight minimums are separate from AAG Factory items.

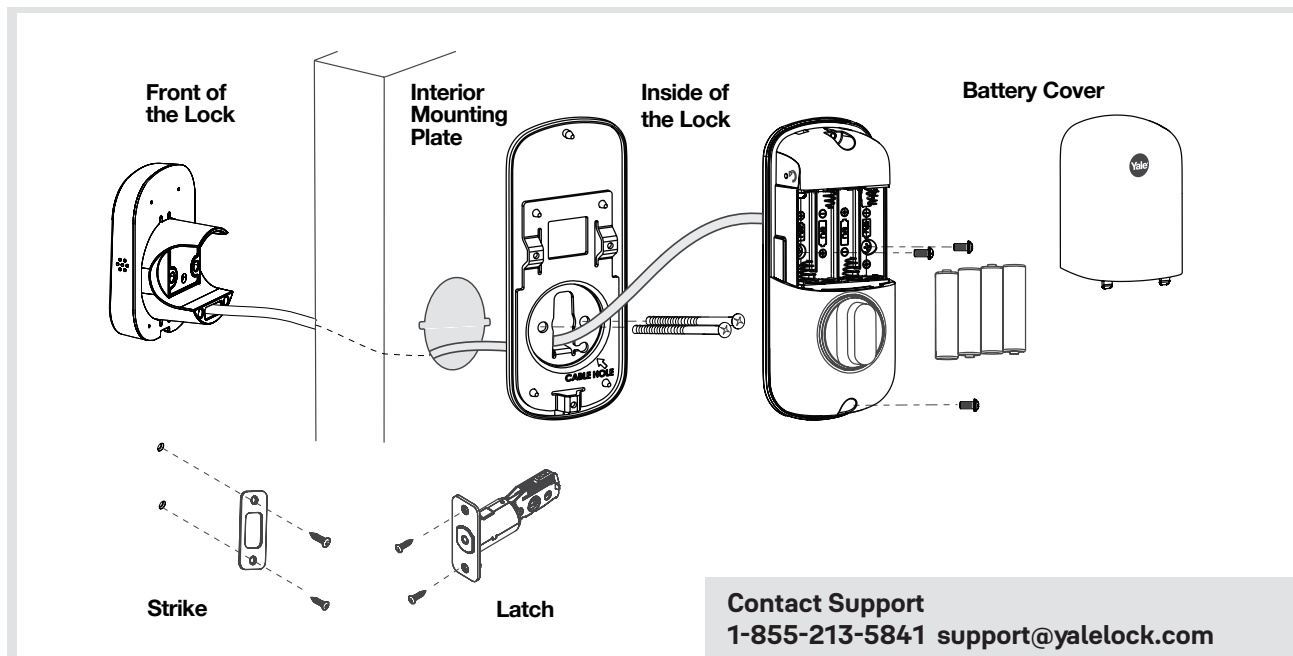
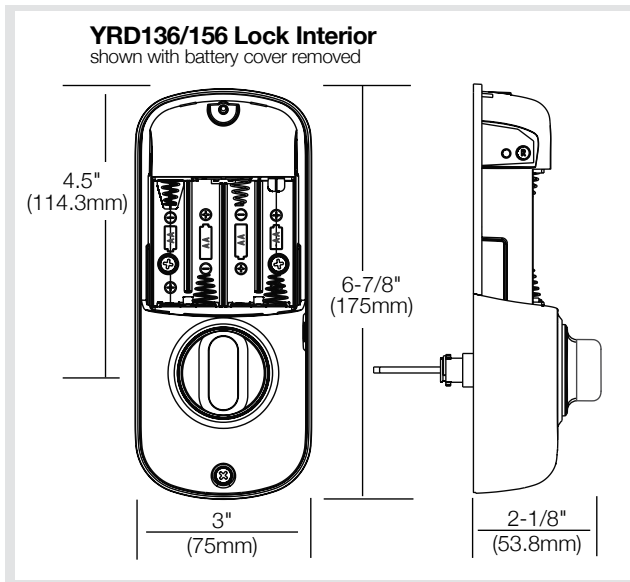
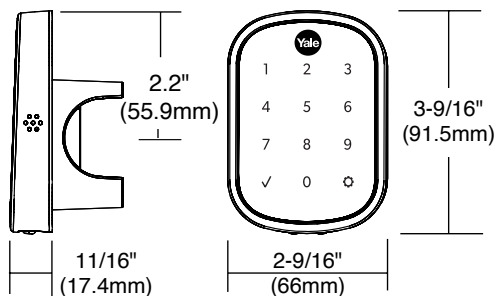
Yale Pro[®] SL

Key Free Entry Deadbolts

Yale Pro SL
Keypad
YRD136
Exterior



Yale Pro SL
Keypad
YRD156
Exterior



Contact Support
1-855-213-5841 support@yalelock.com

Yale Pro[®] SL



Yale Pro[®] SL

Key Free Entry Deadbolts

FUNCTIONS

| NO. | DESCRIPTION |
|--------------------------|---|
| YRD156 | KEY FREE TOUCHSCREEN DEADBOLT: Latch operated from outside by electronic touchscreen interaction, or inside by T-turn. Use a 9V battery backup on the outside as a override in case the batteries die. |
| YRD136 | KEY FREE KEYPAD DEADBOLT: Latch operated from outside by electronic keypad interaction, or inside by T-turn. Use a 9V battery backup on the outside as a override in case the batteries die. |
| STANDARD CASE QUANTITIES | |
| BOX PACK | |
| YRD136/YRD156 | 6 |

PRODUCT SPECIFICATIONS

| | |
|----------------------------|--|
| Door Specs | 2½" or 1½" Face Bore 2¾" or 2¾" Backset |
| Door Thickness | 1⅝"* to 2¼" |
| Strike | 1" x 2¼" RC (Round Corner) |
| Latch | 2¾" or 2¾" Adjustable |
| Latch Faceplate | 1" x 2¼" RC (Round Corner) |
| Keyway | Key Free |
| Certified ANSI/BHMA | A156.36 Grade 2  |
| Temperature Range | Outside Temperature Range: -30°C to 60°C = -22°F to 140°F Inside Temperature Range: -15°C to 70°C = 5°F to 158°F Battery Temperature Range: -10°C to 55°C = 14°F to 131°F Storage Temperature Range: -40°C to 85°C = -40°F to 185°F |
| Technology |  |

PRODUCT ORDER STRING FOR YALE PRO SL

| | |
|--------------------------------|--|
| Example: YRD156-ZW2-619 | |
| Keypad Style | YRD136: Key Free Keypad YRD156: Key Free Touchscreen |
| Technology | ZW2: Z-Wave Plus |
| Finish | 619: Satin Nickel OBP: Oil Rubbed Bronze Permanent 605: Polished Brass BSP: Black Suede |

Note: Orders for YRD136 may be converted to YRD137, YRD156 may be converted to YRD157 to help assure on time delivery of product. The alternate product is identical in form fit and function.

Yale Pro[®] SL

Key Free Entry Deadbolts

| DESIGN | NO | PRODUCT LIST PRICE | | | | |
|---|--------|--------------------|--------|-------------|--------|--------|
| | | US3 605 | 10BP | US15 619 | BSP | P05 |
| Yale Pro SL Keypad Z-Wave Plus | YRD136 | 387.00 | 387.00 | 387.00 | 387.00 | 387.00 |
| Yale Pro SL Touchscreen Z-Wave Plus | YRD156 | 439.00 | 439.00 | 439.00 | 439.00 | 439.00 |

| CYLINDER / ACCESSORY / REPLACEMENT PART LIST PRICE** | | | |
|--|-------------------|--------|------------|
| DESCRIPTION | PART NO./LIST NO. | FINISH | LIST PRICE |
| Adjustable Drive-In Latch | AYRD-DR-SML-619 | US26 | 14.90 |
| Adjustable Radius Corner Latch | AYRD-RC-SML-619 | US15 | 14.90 |
| Adjustable Radius Corner Latch | AYRD-RC-SML-0BP | US10BP | 14.90 |
| Adjustable Radius Corner Latch | AYRD-RC-SML-605 | US3 | 14.90 |
| 4 1/4" Wide Plexiglass YRL Mount | AYR-425-MNT | | 120.00 |

Nest x Yale Lock



Nest x Yale Lock

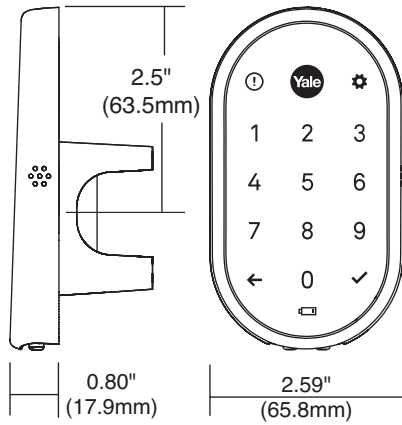
The lock for a more secure Nest home.

Nest x Yale Lock combines Yale's 180 years of experience making the world's strongest locks with Nest's industry-leading connected home technology. The result? A lock that's secure, convenient and connected.

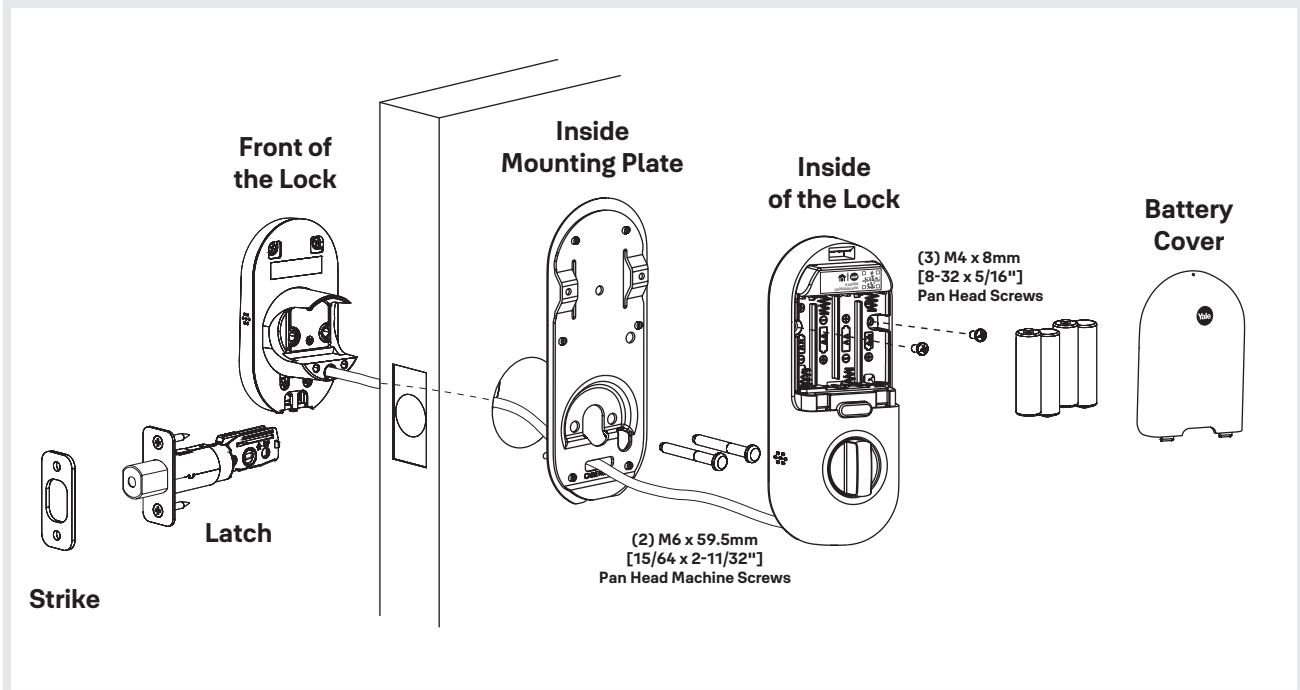
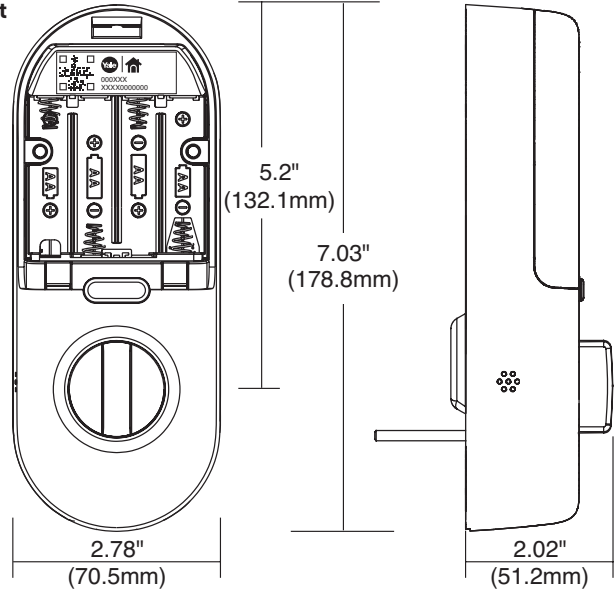
- Never worry about keys getting lost, copied or stolen again.
- Create passcodes for friends and family and revoke them anytime.
- Alerts keep you posted on comings and goings.
- Forget to lock the door? No problem. Nest x Yale Lock can lock itself.
- Lock and unlock your door from your phone, from anywhere.
- Hands full? Lock the door with a quick tap
- Lock and check current status by asking Hey Google



**Touchscreen
Keypad
Deadbolt
Exterior**



Interior Deadbolt



Contact Support
1-855-213-5841 support@yalelock.com

Nest x Yale Lock

FUNCTIONS

| NO. | DESCRIPTION |
|----------------|---|
| YRD 540 | KEY FREE TOUCHSCREEN DEADBOLT: Latch operated from outside by electronic touchscreen interaction, or inside by T-turn. Use a 9V battery backup on the outside as a override in case the batteries die. |

| STANDARD CASE QUANTITIES | BOX PACK |
|--------------------------------|----------|
| YRD540 Deadbolt | 6 |
| RB-YRD540 Deadbolt and Connect | 2 |

PRODUCT SPECIFICATIONS

| | |
|----------------------------|--|
| Door Specs | 2 $\frac{3}{8}$ " Face Bore, 1" Edge Bore 2 $\frac{3}{8}$ " or 2 $\frac{3}{4}$ " Backset |
| Door Thickness | 1 $\frac{3}{8}$ " to 2 $\frac{1}{4}$ " thick |
| Strike | 1" x 2 $\frac{1}{4}$ " RC (Round Corner) |
| Latch | 2 $\frac{3}{8}$ " or 2 $\frac{3}{4}$ " Adjustable |
| Latch Faceplate | 1" x 2 $\frac{1}{4}$ " RC (Round Corner) |
| Certified ANSI/BHMA | A156.36 Grade 2 BHMA <small>CERTIFIED</small> |
| Temperature Range | Outside Temperature Range: -30°C to 60°C = -22°F to 140°F Inside Temperature Range: -15°C to 70°C = 5°F to 158°F Battery Temperature Range: -10°C to 55°C = 14°F to 131°F Storage Temperature Range: -40°C to 85°C = -40°F to 185°F |
| Technology Options | Weave |

PRODUCT ORDER STRING FOR NEST X YALE LOCK

| | |
|-------------------------------|--|
| Example: YRD540-WV-619 | |
| Model | YRD540: Nest x Yale Lock Standalone RB-YRD540: Nest x Yale Lock with Connect |
| Technology | WV: Weave |
| Finish | 619: Satin Nickel OBP: Oil Rubbed Bronze Permanent BSP: Black Suede |

| DESIGN | NO | PRODUCT LIST PRICE | | |
|---|--------------|--------------------|--------|----------|
| | | BSP | 10BP | US15 619 |
| Nest x Yale Lock Weave | YRD540-WV* | 600.00 | 600.00 | 600.00 |
| Nest x Yale Lock Weave; Bundled with Nest Connect | RB-YRD540-WV | 670.00 | 670.00 | 670.00 |


*YRD540-WV should only be ordered if customer already has a Nest Connect

| ACCESSORY / REPLACEMENT PART LIST PRICE | | | |
|---|-------------------|--------|------------|
| DESCRIPTION | PART NO./LIST NO. | FINISH | LIST PRICE |
| Adjustable Drive-In Latch | AYRDB-DRIVE-26 | US26 | 14.90 |
| Adjustable Radius Corner Latch | AYRDB2-619 | US15 | 14.90 |
| Adjustable Radius Corner Latch | AYRDB2-0BP | US10BP | 14.90 |
| Adjustable Radius Corner Latch | AYRDB2-BSP | BSP | 14.90 |
| 4 1/4" Wide Plexiglass YRL Mount | AYR-425-MNT | | 120.00 |



Yale Smart Storage Solutions

If it's important to you, it's important to us



Secure cabinets or drawers storing medicines, cleaning supplies, liquor or important documents.

- Control using the Yale Access App from anywhere*
- Enable auto-lock to ensure its always secure
- Easily install with adhesive strip
- Know if the cabinet is open or closed
- Glow in the dark emergency escape button with LED
- Mounts to the base or the roof of your cabinet or drawer
- Add the Yale Smart Keypad for phone-free access
- Optional Yale Connect Wi-Fi Bridge

*Away from home access, notifications and voice compatibility require the Yale Connect Wi-Fi Bridge



The first smart delivery box that can be managed and monitored from anywhere using your smartphone.

- Control using the Yale Access App from anywhere*
- Know when packages are delivered and rest easy knowing they are secure
- Weigh the box down with sand, or tether it for added security
- Enable auto-lock to ensure its always secure
- Optional insulated cooler for perishable deliveries
- Kent in Manor Gray; Brighton in Carbon Brown

*Away from home access, notifications and voice compatibility require the Yale Connect Wi-Fi Bridge.

Add the Yale Smart Keypad for phone-free access



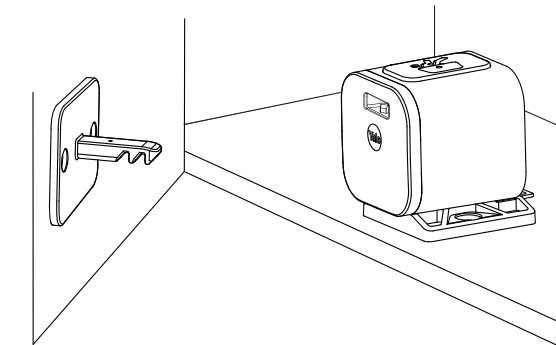
Yale Smart Storage Solutions

If it's important to you, it's important to us

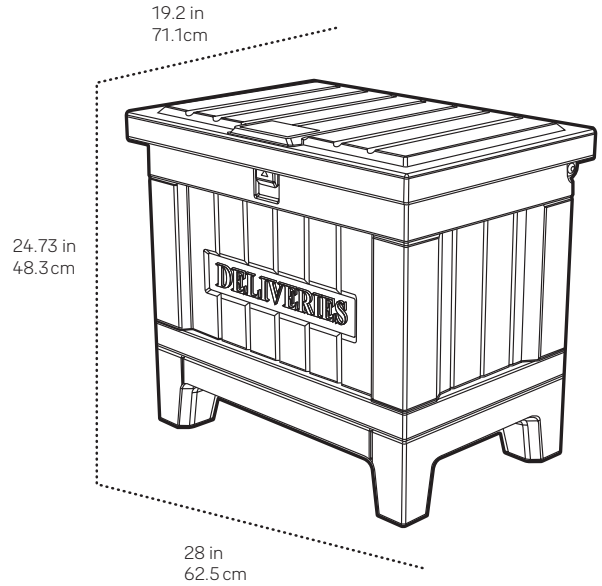
Smart Cabinet Lock



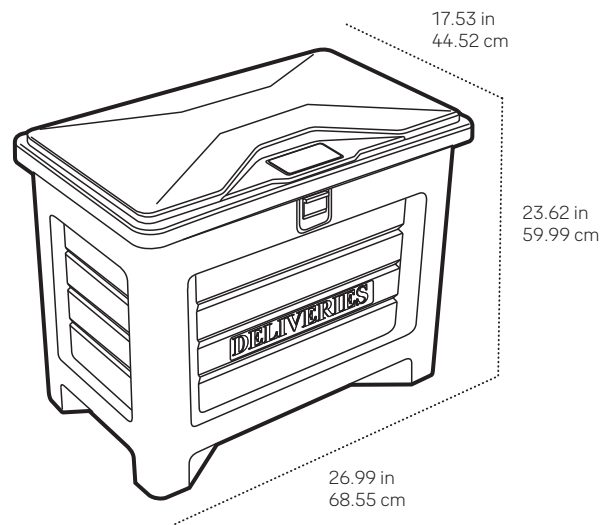
1-7/8" x 1-5/8" x 2"



Kent



Brighton



| PRODUCT ID | PRODUCT NAME | LIST PRICE |
|--------------------------|---|------------|
| Yale Cabinet Lock | | |
| YRCB-490-BLE-WSP | Yale Smart Cabinet Lock with Bluetooth | 184.00 |
| YRCB-490-CB1-WSP | Yale Smart Cabinet Lock + Connect Wi-Fi Bridge | 299.00 |
| Yale Delivery Box | | |
| YRBB-MD-KT-CB1-GRY | Yale Smart Delivery Box with Wi-Fi Kent | 644.00 |
| YRBB-MD-BR-CB1-BWN | Yale Smart Delivery Box with Wi-Fi, Brighton | 527.00 |
| YRBB-MD-KT-CB1K-GRY | Yale Smart Delivery Box with Wi-Fi and Smart Keypad, Kent | 759.00 |
| YRBB-MD-BR-CB1K-BWN | Yale Smart Delivery Box with Wi-Fi and Smart Keypad, Brighton | 642.00 |
| Yale Smart Keypad | | |
| AYR-KP-BLE-GRY | Yale Smart Keypad | 141.00 |

August Wi-Fi Smart Lock



August Smart Lock + Connect



August Keypad



August Smart Lock



August Wi-Fi Smart Lock

- Lock and unlock your door from anywhere, grant secure access to friends and family, and track who is coming and going, all from the August app.

August Smart Lock + Connect

Secure, keyless entry for your smart home.



- Control and monitor your door from anywhere and give secure digital keys to guests, all from your phone.

August Keypad

Unlock your door with secure codes; create unique entry codes to unlock your August Smart Lock without a traditional key or phone.

August Smart Lock

Keyless entry through Auto-Unlock, your smartphone or Apple Watch.


| STANDARD CASE QUANTITIES | | BOX PACK | PRODUCT SPECIFICATIONS | |
|-----------------------------|--|----------|---------------------------|--|
| August Wi-Fi Smart Lock | | 5 | Door Compatibility | Works with most single cylinder deadbolts. |
| August Smart Lock + Connect | | 6 | Temperature Range | Outside Temperature Range: -30°C to 60°C = -22°F to 140°F Inside Temperature Range: -15°C to 70°C = 5°F to 158°F Battery Temperature Range: -10°C to 55°C = 14°F to 131°F Storage Temperature Range: -40°C to 85°C = -40°F to 185°F |
| August Smart Keypad | | 10 | Technology Options |   August Smart Lock is not Wi-Fi compatible unless paired with August Connect. |
| August Connect | | 10 | | |
| August Smart Lock | | 6 | | |

| PRODUCT LIST PRICE | | |
|--|------------------|------------|
| PRODUCT | PART NO | LIST PRICE |
| August Wi-Fi Smart Lock (Matte Black) | PRO-AUG-SL05-M01 | 540.00 |
| August Wi-Fi Smart Lock (Silver) | PRO-AUG-SL05-S01 | 585.00 |
| August Smart Lock + Connect (Satin Nickel) | AUG-SL04-C03-N04 | 475.00 |
| August Keypad | AUG-AK01-M01-G01 | 135.00 |
| August Connect | AUG-AC02 | 150.00 |
| August Smart Lock (Silver) | AUG-SL04-M01-S04 | 352.00 |
| August Smart Lock (Matte Black) | AUG-SL04-M01-G04 | |


YH Collection® Interconnected Mechanical Locksets

Adjustable 4" or 5.5"

YR852 with Premier Deadbolt
with Passage Lever
Exterior



Interior



The new YH Collection Grade 2 Interconnected Mechanical Locksets offer flexible, convenient and stylish security for new or retrofit multi-family applications. The center to center dimension is field-adjustable and installs into most standard door preps. From the inside, latchbolt and deadbolt retract simultaneously for easy egress and the thumbturn quickly secures the opening. Available in two functions with 14 levers in 6 finishes, the Interconnected Mechanical locksets are sure to complement any décor.

FUNCTIONS

| FUNCTION | NO. | DESCRIPTION |
|----------|--------------|--|
| | YR852 | <p>PASSAGE: Single point lock. Latchbolt is operated by either lever at all times. Deadbolt activated by key on outside; inside by T-turn. Interior lever retracts latch and deadbolt simultaneously.</p> |
| | YR853 | <p>PRIVACY WITH DEADBOLT INDICATOR: Single point lock. Latchbolt is operated by either lever at all times. Deadbolt activated by emergency key on outside; inside by T-turn. Occupancy indicator displays "In Use" when deadbolt thrown or "Vacant" when deadbolt retracted. Interior lever retracts latch and deadbolt simultaneously.</p> |

PRODUCT SPECIFICATIONS

| | |
|----------------------------|--|
| Door Specs | 2 ¹ / ₈ " Face Bore, 1" Edge Bore, 4" or 5 ¹ / ₂ " Center to Center |
| Backset | 2 ³ / ₈ " or 2 ³ / ₄ " |
| Door Thickness | 1 ³ / ₈ " to 1 ³ / ₄ " |
| Cylinder | KW-1 Compatible standard, other cylinders/keyways available to order |
| Keying | KD (Keyed Different) standard, master keying available to order Other Keying options see page 85 |
| Latch Faceplate | 1" W x 2 ¹ / ₄ " H; Round Corner standard, Square Corner available to order |
| Strike | 2 ¹ / ₄ " RC Full Lip & 1 ¹ / ₈ " x 2 ³ / ₄ " RC Universal standard, Other strikes Available to order. |
| Certified ANSI/BHMA | A156.12, Grade 2 |
| UL/cUL | Listed for 90 minute fire doors |

DIMENSIONS A B C D WIDTH

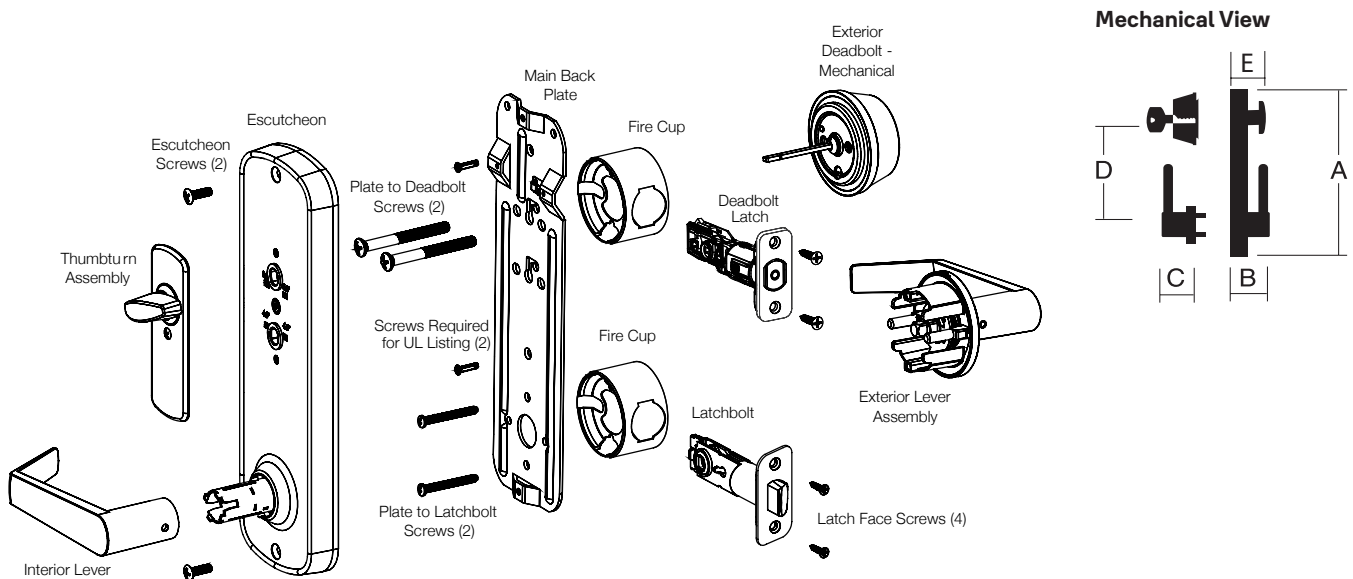
Based on Woodland Lever

PASSAGE

| | | | | | |
|--------------|-----------------------------------|------|---------------------------------|---------------------------------|-----------------------------------|
| Lever | 10 ⁸ / ₁₆ " | 2 | 2 ¹ / ₂ " | 4" | 2 ¹³ / ₁₆ " |
| | 12 ¹ / ₈ " | 5/8" | | 5 ¹ / ₂ " | |

ENTRY

| | | | | | |
|--------------|-----------------------------------|------|---------------------------------|---------------------------------|-----------------------------------|
| Lever | 10 ⁸ / ₁₆ " | 2 | 2 ¹ / ₂ " | 4" | 2 ¹³ / ₁₆ " |
| | 12 ¹ / ₈ " | 5/8" | | 5 ¹ / ₂ " | |



Price List

YH COLLECTION GRADE 2

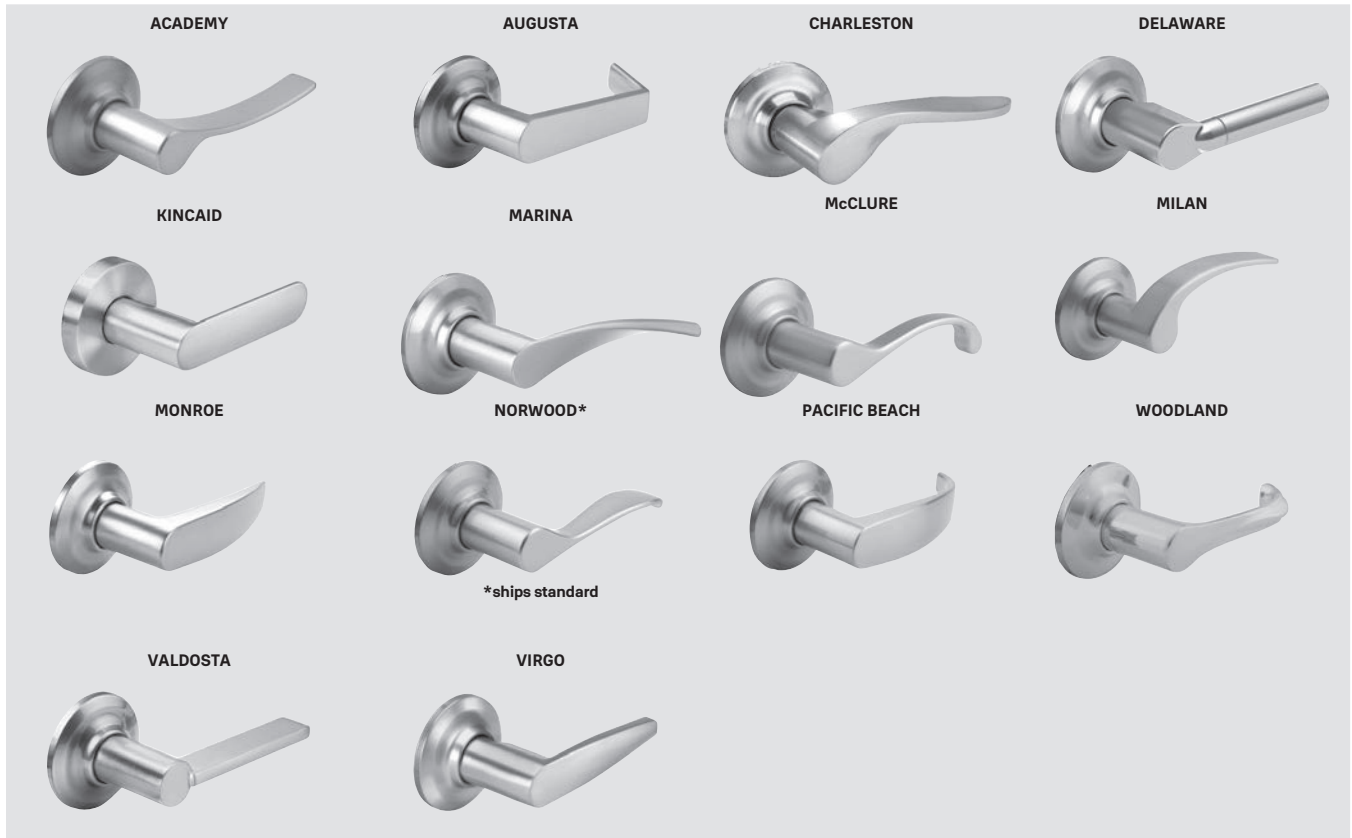
BOX PACK LIST PRICE

Interconnected

Available lever styles shown below.
Premier Deadbolt - Standard KW, SC, Para
D200 Deadbolt - GA, SFIC, Others
90 Min UL Rating Standard

| DESIGN | FUNCTION NO BHMA | US3 605 | US15 619 | BSP Black Suede | US26D 626 | 10BE 613E | 10BP |
|--|---------------------|--|-------------|-----------------------|--------------|---------------|---------------|
| | | Note: QuickShip orders over 50 pieces need to be ordered factory direct | | | | | |
| YR852 Single Locking All Levers | Interconnect | 852 | 250.00 | 250.00 | 250.00 | 250.00 | 270.00 270.00 |
| YR853 Privacy with Indicator All Levers | Interconnect | 853 | 250.00 | 250.00 | 250.00 | 250.00 | 270.00 270.00 |

NOTE: For lever finish availability see YH pages 48-52



Price List



INTERCONNECTED PASSAGE LEVER PAIRS⁺⁺

| Design | Part # | US26D | US15 |
|---------------------------------------|----------|-------|-------|
| Academy (Passage Lever Pair) | YR05D67* | 36.00 | 36.00 |
| Augusta (Passage Lever Pair) | YR05D66* | 36.00 | 36.00 |
| Delaware (Passage Lever Pair) | YR05D6D* | 36.00 | 36.00 |
| Kincaid (Passage Lever Pair) | YR05D6K* | 36.00 | 36.00 |
| Marina (Passage Lever Pair) | YR05D64* | 36.00 | 36.00 |
| McClure (Passage Lever Pair) | YR05D65* | 36.00 | 36.00 |
| Milan (Passage Lever Pair) | YR05D63* | 36.00 | 36.00 |
| Monroe (Passage Lever Pair) | YR05D6W* | 36.00 | 36.00 |
| Norwood (Passage Lever Pair) | YR05D68* | 36.00 | 36.00 |
| Pacific Beach (Passage Lever Pair) | YR05D62* | 36.00 | 36.00 |
| Valdosta (Passage Lever Pair) | YR05D6V* | 36.00 | 36.00 |
| Virgo (Passage Lever Pair) | YR05D61* | 36.00 | 36.00 |
| Woodland (Passage Lever Pair) | YR05D69* | 36.00 | 36.00 |

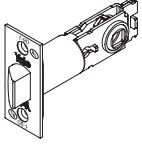
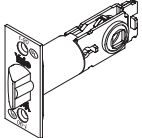
⁺⁺Ships Norwood standard. Upcharge Quickship. Flashship orders. Factory standard charge.

OPTIONS

| | | |
|---------------------------------------|-------------------------|--|
| Less Cylinder (LC) | \$0.00 No deductions | |
| SFIC (LC only) | \$0.00 No deductions | Lock SFICLC only. A600 or K600 available thru YC, should be listed as a separate line item. To order specify SFIC. 872/SFIC only available with Augusta, Monroe or Pacific Beach |
| LFIC (LC only) | No deductions | Lock LFICLC only. 1210, 5210 or K800 core available thru YC, should be listed as a separate line item. To order specify YR852 x LFIC. |
| Arrow Keyway | \$0.00 No adder | To order specify "AR" keyway. |
| Para Keyway | \$0.00 No adder | |
| GA Keyway (Only) | \$0.00 No adder | Extend leadtime for BK, MK, GMK, etc. |
| Other YC keyways and Cylinder formats | \$0.00 No deductions | 1. Specify less core when ordering through Yale Residential. 2. Order cylinder through Yale Commercial. |
| KW1 cylinder separately 6 pin | \$10.80 | See page 85 for cylinder options and part numbers. |
| Schlage C separately 6-pin | \$15.30 | See page 85 for cylinder options and part numbers. |
| Yale Para separately 6 pin | \$15.30 | See page 85 for cylinder options and part numbers. |
| 1803 Cylinder separately | Includes GB - GH | Order through Yale Commercial DB = 1803-134S and Lever = 1803-54K |
| D Series Deadbolt Latches | | Order through Arrow |
| Arrow cylinders separately | See Arrow Price Book | DB = 692C x 6 pin and Lever = 100YC x 6 pin |

Latch Price List

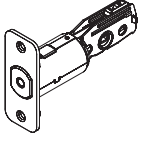
LOCKSET LATCHES

| PLAIN SPRING LATCHES | BACKSET | FRONT WIDTH | THROW | LATCH DIAMETER** | CORNER SPECS | MODEL NO | LIST PRICE |
|---|---|---------------|-------------|------------------|--------------|-----------|------------|
| |  | 2-3/8" (60mm) | 1" (25mm) | 1/2" (13mm) | 7/8" (22mm) | Radius | YR01802*U |
| | 2-3/8" (60mm) | 1" (25mm) | 1/2" (13mm) | 7/8" (22mm) | Square | YR01804*U | \$12.70 |
| | 2-3/4" (70mm) | 1" (25mm) | 1/2" (13mm) | 7/8" (22mm) | Radius | YR01806*U | \$12.70 |
| | 2-3/4" (70mm) | 1" (25mm) | 1/2" (13mm) | 7/8" (22mm) | Square | YR01808*U | \$12.70 |
| DEADLOCKING LATCHES | BACKSET | FRONT WIDTH | THROW | LATCH DIAMETER** | CORNER SPECS | MODEL NO | LIST PRICE |
|  | 2-3/8" (60mm) | 1" (25mm) | 1/2" (13mm) | 7/8" (22mm) | Radius | YR01812*U | \$12.70 |
| | 2-3/8" (60mm) | 1" (25mm) | 1/2" (13mm) | 7/8" (22mm) | Square | YR01814*U | \$12.70 |
| | 2-3/4" (70mm) | 1" (25mm) | 1/2" (13mm) | 7/8" (22mm) | Radius | YR01816*U | \$12.70 |
| | 2-3/4" (70mm) | 1" (25mm) | 1/2" (13mm) | 7/8" (22mm) | Square | YR01818*U | \$12.70 |

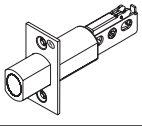
*Specify finish when ordering.

MECHANICAL DEADBOLT LATCHES

For use with Yale PARA, Kwikset and Schlage C keyway cylinders

| | BACKSET | FRONT WIDTH | THROW | CORNER SPECS | MODEL NO | LIST PRICE |
|--|-------------|-------------|-----------|--------------|-----------|------------|
|  | Adjustable^ | 1" (25mm) | 1" (25mm) | Square | YR01D44*U | \$14.60 |
| | Adjustable^ | 1" (25mm) | 1" (25mm) | Radius | YR01D41*U | \$14.60 |

For use with SFIC, Arrow and Yale Commercial GA Keyway cylinders.

| | BACKSET | FRONT WIDTH | THROW | CORNER SPECS | MODEL NO | LIST PRICE |
|---|--------------|-------------|-----------|--------------|----------|------------|
|  | 2-3/8" Fixed | 1" (25mm) | 1" (25mm) | Square | D38* | ** |
| | 2-3/8" Fixed | 1" (25mm) | 1" (25mm) | Radius | D38R* | ** |
| | 2-3/4" Fixed | 1" (25mm) | 1" (25mm) | Square | D34* | ** |
| | 2-3/4" Fixed | 1" (25mm) | 1" (25mm) | Radius | D34R* | ** |

ELECTRONIC DEADBOLT LATCHES

| | BACKSET | FRONT WIDTH | THROW | CORNER SPECS | MODEL NO | LIST PRICE |
|--|-------------|-------------|-----------|--------------|----------|------------|
| | Adjustable^ | 1" (25mm) | 1" (25mm) | Radius | AYRDB*U | |

*Specify finish when ordering.

FIXED CORE CYLINDERS

| LOCK TYPE | KEYWAY | DESCRIPTION | MODEL NUMBER | | NUMBER OF PINS | LIST PRICE |
|------------|--|--|--|--|----------------|------------|
| | | | LOCKSET | DEADBOLT | | |
| Mechanical | Kwikset* | Standard cylinder. Available 1-bitted, KA, KD (std), MK, BK | YR06D013 (605) | YR06D103ICN (605) | 6 | 10.20 |
| | | | YR06D016 (626) | YR06D106ICN (626) | | |
| | Yale* PARA | Optional cylinder. Available 0-bitted, KD, KA, MK, BK | YR06Y303 (605) | YR06Y413ICN (605) | 6 | 14.60 |
| | | | YR06Y306 (626) | YR06Y416ICN (626) | | |
| | Yale* GA | Optional cylinder. Available 0-bitted, KD, KA, MK, CMK extend leadtime for BK, MK, GMK, etc. | 1803-54K | 1803-134S | 6 | ** |
| | | | Arrow AR | Optional cylinder. Available KA, KD | | |
| Schlage* C | Optional cylinder. Available 0-bitted, KD, KA, MK, BK | YR068D01 (605) YR068D05 (626) | YR068D02ICN (605) YR068D06ICN (626) | 6 | 14.60 | |
| Electronic | Kwikset* | Standard cylinder. Available KA, KD (std), MK | N/A | AYRD200-KW | 5 | 14.10 |
| | | | Yale* PARA | Optional cylinder. Available 0-bitted, KD, KA, MK, BK | N/A | AYRD200-PA |
| | Schlage* C | Optional cylinder. Available 0-Bitted, KA, KD, MK | N/A | AYRD200-SC | 5 | 14.10 |

605 finish cylinders used with 605, 613E and 10BP finish locks. 626 finish cylinders used with 619, 626, BSP finish locks. Specify finish and keying when ordering.

Specify finish and keying when ordering.

**Note: Other Yale Commercial keyways and cylinder mechanisms available separately. Contact customer service for availability. Specify finish and keying when ordering.

INTERCHANGEABLE CORE

Small Format – Small format interchangeable core is available. To order, specify "x SFIC-LC" for cylinder. i.e. AU x YR852 x SFIC-LC x 4" x 626. For entry functions, SFIC is available with for AU, MO and PB designs only. All units will be provided less core. Model number A600 or K600 cores can be ordered separately through Yale Commercial.

Large Format – Yale Commercial large format interchangeable core is available for passage function. To order, specify "x LFIC-LC" for cylinder. i.e. AU x YR852 x LFIC-LC x 4" x 626.

All units will be provided less 6-pin core only. LFIC cores can be ordered separately through Yale Commercial.



Exterior






Interior

The Pivot Collection® redefines the landscape of residential mechanical hardware with push to open products designed to fit seamlessly into your home. The Navis Paddle makes door opening versatile and convenient for any member of the household. A door can be easily pushed open with a hip or elbow when carrying an armful of groceries or a load of laundry — its two-way push/pull operation makes it ideal for laundry rooms, garage entries, basements, bedrooms and more. The ADA-compliant handle is also accessible for children, the elderly and the disabled.

- Hands full? No problem. Just push or pull! The Navis Paddle for Yale's Pivot Collection redefines the way we open and close doors today. Instead of rotating, just push or pull - with the palm of your hand, elbow or hip for faster, easier access.
- Ideal for a front door entry when paired with a Yale Keypad Lock.
- Two-way push/pull operation makes Navis ideal for laundry rooms, garage entries, basements, bedrooms and more.
- Fits standard doors. Works with both inswing and outswing doors, and can be handed for left or right swing.

Pivot Collection®

STYLES

| STYLE | NO. | DESCRIPTION |
|---|-----|---|
|  | 11 | PASSAGE: Latchbolt is operated by either lever at all times. (nonhanded) |
|  | 21 | PRIVACY: Latchbolt is operated by either paddle except when inside is locked by push button. Push button is released by pushing paddle on inside or with tool on outside. |
|  | 81 | DUMMY: For doors where only pull is required. |

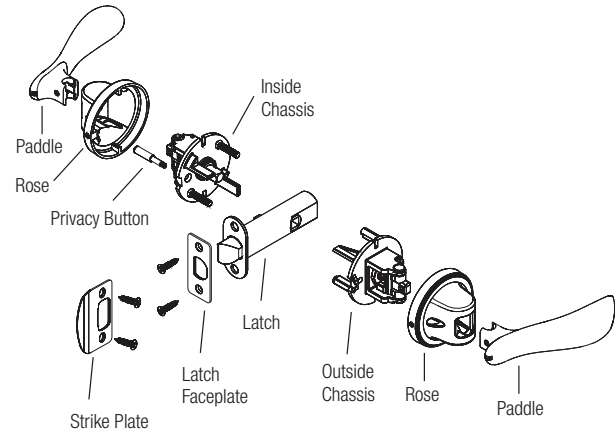
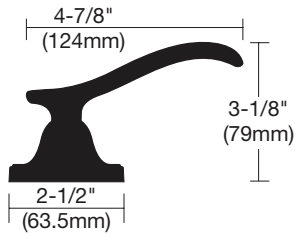
PRODUCT SPECIFICATIONS

| | |
|-----------------------|---|
| Face Bore | 2 ¹ / ₈ " Face Bore |
| Edge Bore | 1" |
| Latch | Available in 2 ³ / ₈ " or 2 ³ / ₄ " |
| Door Thickness | 1 ³ / ₈ " to 1 ³ / ₄ " |
| Strike | 2 ¹ / ₄ " Full Lip RC (Round Corner) |

Standard Case Quantities - Enter the exact number of individual units required. As an example: If there are 12 units in a case and you require 1 case, enter 12 in the "quantity" space. See below for an example of standard case quantities.

STANDARD CASE QUANTITIES (PIVOT COLLECTION®)

| | Box Pack(SP) |
|--------------|--------------|
| Lever | 12 |



| DESIGN | FUNCTION | NO | US3 | US26 | US26D | US10BE | US10BP | US5 | US15 | US15A | GM | BSP |
|------------|----------|----|-------|------|-------|--------|--------|-----|-------|-----------|-------------|-------|
| | | | 605 | 625 | 626 | 613E | 609 | 619 | 620 | Gun Metal | Black Suede | |
| Navis (NV) | Dummy | 81 | 48.00 | N/A | 48.00 | N/A | 48.00 | N/A | 48.00 | N/A | N/A | 48.00 |
| | Passage | 11 | 88.00 | N/A | 88.00 | N/A | 88.00 | N/A | 88.00 | N/A | N/A | 88.00 |
| | Privacy | 21 | 93.00 | N/A | 93.00 | N/A | 93.00 | N/A | 93.00 | N/A | N/A | 93.00 |

PIVOT COMPONENTS

| | | | | | | | |
|---------------------|----------|----------|-------|-------------|----------|----------|------|
| Latch Face Plate RC | 03 | YR01P213 | 3.00 | Privacy Pin | BSP | YR08P00S | 3.00 |
| Latch Face Plate RC | 15 | YR01P21N | 3.00 | Privacy Pin | 15 | YR08P00N | 3.00 |
| Latch Face Plate RC | 10BP/BSP | YR01P21B | 3.00 | Privacy Pin | 03 | YR08P003 | 3.00 |
| Latch Passage 2-3/8 | | YR01P106 | 14.00 | Privacy Pin | 10BP | YR08P00K | 3.00 |
| Latch Passage 2-3/4 | | YR01P336 | 14.00 | Screw Pack | 10BP/BSP | YR07POB | 4.00 |
| Latch Privacy 2-3/8 | | YR01P306 | 14.00 | Screw Pack | 15 | YR07PON | 4.00 |
| Latch Privacy 2-3/4 | | YR01P316 | 14.00 | Screw Pack | 03 | YR07PO3 | 4.00 |


YH Collection® Knobs




Bridgeport




Dartmouth



Cambridge



Oxford



The YH Collection continues a legacy of distinctive design, high manufacturing standards and demanding performance started by Linus Yale in the mid-19th century. The YH Collection leverages years of engineering refinement with artful execution to offer a series of ANSI Grade 2 superior light commercial quality locks that will beautifully serve any home for generations. They offer superior functionality such as push-button locking and removable knobs for simple re-keying.

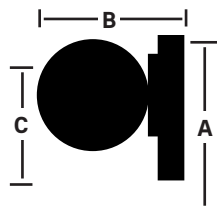
YH Collection® Knobs



FUNCTIONS

| FUNCTION | NO. | DESCRIPTION |
|----------|-----|--|
| | 80 | DUMMY: For doors where only pull is required. |
| | 10 | PASSAGE: Latchbolt is operated by either knob at all times. |
| | 60 | ONE SIDED W/PLATE: Latchbolt is operated by knob on one side only. |
| | 20 | PRIVACY: Latchbolt is operated by either knob except when inside knob is locked by push button. Push button is released by special emergency key on outside or by turning inside knob. |
| | 26 | BATHROOM: Same function as 20 privacy with US26 finish on interior knob. |
| | 70 | ENTRY: Guarded latchbolt operated from outside by key; inside by knob. Push button locks outside knob. Outside knob unlocks by key or by turning inside knob. |
| | 75 | CLASSROOM: Guarded latchbolt operated by either knob except when outside knob is locked by out side key. Inside knob is always free. |
| | 78 | STOREROOM: Guarded latchbolt operated from outside knob by key; inside by knob. Outside knob fixed until cylinder is unlocked by key. Key captured until cylinder is locked. Inside knob is always free. |

| DIMENSIONS | A | B | C |
|------------|----------------------------------|----------------------------------|----------------------------------|
| Bridgeport | 2 ⁹ / ₁₆ " | 2 ⁹ / ₁₆ " | 2" |
| Oxford | 2 ⁹ / ₁₆ " | 2 ¹ / ₄ " | 2 ¹ / ₈ " |
| Cambridge | 2 ⁹ / ₁₆ " | 2 ¹ / ₄ " | 2 ⁵ / ₆₄ " |
| Dartmouth | 2 ⁹ / ₁₆ " | 2 ³ / ₈ " | 2 ¹ / ₂ " |



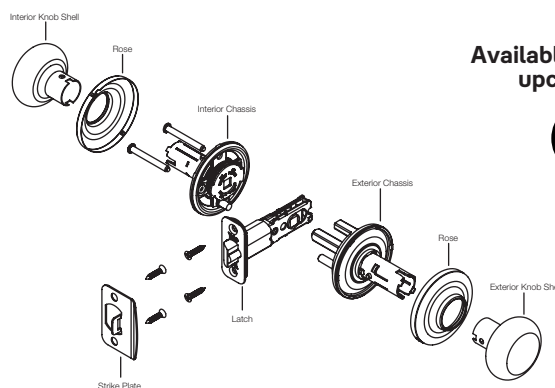
PRODUCT SPECIFICATIONS

| | |
|----------------------------|--|
| Door Specs | 2 ¹ / ₈ " Face Bore, 1" Edge Bore, 2 ³ / ₈ " or 2 ³ / ₄ " Backset Box Pack: Latch Face 1" x 2 ¹ / ₄ " RC (Round corner; Square corner optional) |
| Latch | Box Pack: Adjustable 2 ³ / ₈ " to 2 ³ / ₄ " RC (Round Corner) |
| Door Thickness | 1 ³ / ₈ " to 1 ³ / ₄ " |
| Cylinder | 6 Pin KW-1 Standard (SC-1 Optional) |
| Keying | Box Pack: KA3 (Keyed Alike) |
| Faceplate | 1" W x 2 ¹ / ₄ " H RC (Round Corner) |
| Strike | Box Pack: 2 ¹ / ₂ " Full Lip RC (Round Corner) |
| Certified ANSI/BHMA | A156.2 Series 4000 Grade 2 |

Standard Case Quantities - Enter the exact number of individual units required. As an example: If there are 24 units in a case and you require 1 case, enter 24 in the "quantity" space. See below for an example of standard case quantities.

STANDARD CASE QUANTITIES (YH COLLECTION)

| | Box Pack(SP) | Clear View(CV) |
|------------|--------------|----------------|
| Dummy | 12 | 6 Pair |
| Knobs | 24 | 6 |
| Levers | 12 | 6 |
| Deadbolts | 12 | 6 |
| Combo Sets | 12 | 6 |



Available with upcharge.



Price List



Decorative Rosettes

Oval 2-9/16" W x 4-7/32" H
Center Hole: Knob 15/16" – Lever 1-1/32"

Traditional 2-9/16" W x 4-7/32" H
Center Hole: Knob 15/16" – Lever 1-1/32"

Modern 2-9/16" W x 3" H
Center Hole: 1-1/32"

Flat Square 2-9/16" W x 2-9/16" H
Center Hole: 1-1/32"

Pair with all 'YH' knob styles through factory direct orders and QuickShip.

| Rosette Availability | US3 | US10BP | US15 | BSP | US26 | US26D | List Upcharge Full Lockset | Dummy |
|----------------------|-----|--------|------|-----|------|-------|----------------------------|-------|
| Oval | • | • | • | | | | 20.00 | 10.00 |
| Traditional | • | • | • | | | | 20.00 | 10.00 |
| Modern | | • | • | • | | | 16.00 | 8.00 |
| Flat Square | | • | • | • | • | • | 16.00 | 8.00 |

Note: Decorative rosettes ship separate as kit.

BOX PACK LIST PRICE Knobs

Featuring Push Button Locking with Free Interiors

| DESIGN | FUNCTION | NO | US3 | US26D | US5 | US15 | GM | BSP | US26 | US15A | 10BE | 10BP |
|-------------------|-------------------|-------|-------|-------|-------|-------|-----------|-------------|-------|-------|-------|-------|
| | | | 605 | 626 | 609 | 619 | Gun Metal | Black Suede | 625 | 620 | 613E | |
| Bridgeport (BP) | Dummy | 80 | 14.50 | 14.50 | N/A | 14.50 | N/A | N/A | 15.50 | N/A | N/A | N/A |
| | One Sided w/plate | 60 | 36.60 | 36.60 | N/A | 36.60 | N/A | N/A | 38.60 | N/A | N/A | N/A |
| | Passage | 10 | 36.60 | 36.60 | N/A | 36.60 | N/A | N/A | 38.60 | N/A | N/A | N/A |
| | Privacy | 20 | 42.00 | 42.00 | N/A | 42.00 | N/A | N/A | 44.00 | N/A | N/A | N/A |
| | Bath* | 26 | 45.00 | 45.00 | N/A | 45.00 | N/A | N/A | 47.00 | N/A | N/A | N/A |
| | Entry | 70 | 70.20 | 70.20 | N/A | 70.20 | N/A | N/A | 72.20 | N/A | N/A | N/A |
| | Classroom | 75 | 70.20 | 70.20 | N/A | 70.20 | N/A | N/A | 72.20 | N/A | N/A | N/A |
| | Storeroom | 78 | 70.20 | 70.20 | N/A | 70.20 | N/A | N/A | 72.20 | N/A | N/A | N/A |
| Cambridge (CB) | Dummy | 80 | 14.50 | 14.50 | 14.50 | 14.50 | 14.50 | 14.50 | 15.50 | 15.50 | 15.50 | 15.50 |
| | One Sided w/plate | 60 | 36.60 | 36.60 | 36.60 | 36.60 | 36.60 | 36.60 | 38.60 | 38.60 | 38.60 | 38.60 |
| | Passage | 10 | 36.60 | 36.60 | 36.60 | 36.60 | 36.60 | 36.60 | 38.60 | 38.60 | 38.60 | 38.60 |
| | Privacy | 20 | 42.00 | 42.00 | 42.00 | 42.00 | 42.00 | 42.00 | 44.00 | 44.00 | 44.00 | 44.00 |
| | Bath* | 26 | 45.00 | 45.00 | 45.00 | 45.00 | 45.00 | 45.00 | N/A | 47.00 | 47.00 | 47.00 |
| | Entry | 70 | 70.20 | 70.20 | 70.20 | 70.20 | 70.20 | 70.20 | 72.20 | 72.20 | 72.20 | 72.20 |
| | Classroom | 75 | 70.20 | 70.20 | 70.20 | 70.20 | 70.20 | 70.20 | 72.20 | 72.20 | 72.20 | 72.20 |
| | Storeroom | 78 | 70.20 | 70.20 | 70.20 | 70.20 | 70.20 | 70.20 | 72.20 | 72.20 | 72.20 | 72.20 |
| Dartmouth (DM) | Dummy | 80 | 25.00 | N/A | N/A | 25.00 | 25.00 | 25.00 | N/A | N/A | 26.00 | 26.00 |
| | One Sided w/plate | 60 | 57.10 | N/A | N/A | 57.10 | 57.10 | 57.10 | N/A | N/A | 59.10 | 59.10 |
| | Passage | 10 | 57.10 | N/A | N/A | 57.10 | 57.10 | 57.10 | N/A | N/A | 59.10 | 59.10 |
| | Privacy | 20 | 61.60 | N/A | N/A | 61.60 | 61.60 | 61.60 | N/A | N/A | 63.60 | 63.60 |
| | Entry | 70 | 82.80 | N/A | N/A | 82.80 | 82.80 | 82.80 | N/A | N/A | 84.80 | 84.80 |
| | Classroom | 75 | 82.80 | N/A | N/A | 82.80 | 82.80 | 82.80 | N/A | N/A | 84.80 | 84.80 |
| | Storeroom | 78 | 82.80 | N/A | N/A | 82.80 | 82.80 | 82.80 | N/A | N/A | 84.80 | 84.80 |
| | Oxford (XF) | Dummy | 80 | 14.50 | N/A | 14.50 | 14.50 | N/A | N/A | N/A | N/A | N/A |
| One Sided w/plate | | 60 | 36.60 | N/A | 36.60 | 36.60 | N/A | N/A | N/A | N/A | N/A | 38.60 |
| Passage | | 10 | 36.60 | N/A | 36.60 | 36.60 | N/A | N/A | N/A | N/A | N/A | 38.60 |
| Privacy | | 20 | 42.00 | N/A | 42.00 | 42.00 | N/A | N/A | N/A | N/A | N/A | 44.00 |
| Entry | | 70 | 70.20 | N/A | 70.20 | 70.20 | N/A | N/A | N/A | N/A | N/A | 72.20 |
| Classroom | | 75 | 70.20 | N/A | 70.20 | 70.20 | N/A | N/A | N/A | N/A | N/A | 72.20 |
| Storeroom | | 78 | 70.20 | N/A | 70.20 | 70.20 | N/A | N/A | N/A | N/A | N/A | 72.20 |

AVAILABLE OPTIONS – BOX PACK ONLY

LIST PRICE UPCHARGE

| | | |
|--|--------------|-------|
| Rosettes - Traditional, Oval | Full Lockset | 20.00 |
| Rosettes - Traditional, Oval | Dummy | 10.00 |
| Rosettes - Flat Square & Modern | Full Lockset | 16.00 |
| Rosettes - Flat Square & Modern | Dummy | 8.00 |
| Accessory Stemmed Dummy Plate (allows 2 dummies to be installed on a through bored door) | 073003 | 4.50 |
| Clearview Packaging (Knobs are KA3) | | 3.00 |
| UL 90 Minute listing | | 6.00 |
| UL 90 Minute listing | Combo Sets | 12.00 |

AVAILABLE OPTIONS – BOX PACK ONLY

LIST PRICE UPCHARGE

| | | |
|----------------|--|-----------------------|
| Page 56 | YH Collection Series Latches | NC when specified |
| Page 83 | T-Strikes | 1.40 |
| Page 83 | A.S.A. 4 7/8" Strike | 6.80 |
| Page 83 | Other Lockset Strikes | NC when specified |
| Page 84 | Additional keying options | |
| | Extension Kit 2 to 2 1/4" YH Knobs/Levers (Passage) # YR076100 | 5.00 (specify finish) |

YH Collection® Levers



Academy




Augusta



Charleston



Delaware



Kincaid



Standard rose as pictured.

Kincaid Black Insert



Standard rose as pictured.

Marina



McClure



Milan



Monroe




Norwood



Pacific Beach



Valdosta

Valdosta
(Square Rose)

Virgo



YH Collection levers offer a range of designs with sculptured roses and delicately crafted curves. The "non-handed" design and strength of the interior sub-assemblies allow for quick and easy installation and years of secure operation. All YH Collection products are ANSI Grade 2 superior light commercial quality.

YH Collection® Levers



FUNCTIONS

| FUNCTION | NO. | DESCRIPTION |
|----------|------|---|
| | 81 | DUMMY: For doors where only pull is required. (handing required) |
| | 11 | PASSAGE: Latchbolt is operated by either lever at all times. (non-handed) |
| | 61 | ONE SIDED W/PLATE: Latchbolt is operated by lever on one side only. (handing required) |
| | 21 | PRIVACY: Latchbolt is operated by either lever except when inside lever is locked by push button. Push button is released by coin release slot on outside or by turning inside lever. (non-handed) |
| | 22 | BATHROOM: Same function as 21 privacy with US26 finish on interior lever. (handing required) |
| | 71 | ENTRY (LEVER/LEVER): Guarded latchbolt operated from outside by key; inside by lever. Push button locks outside lever. Outside lever unlocks by key or by turning inside lever. (non-handed) |
| | 73 | ENTRY (LEVER/LEVER): Guarded latchbolt operated from outside lever by key. Inside by lever. Turn button locks outside lever. Outside lever unlocks by key or turning inside turn button. (non-handed) |
| | 74LC | ENTRY (Lever/Lever): Guarded latchbolt with SFIC cylinder operated from outside lever by key. Inside by lever. Turn button locks outside lever. Outside lever unlocks by key or turning inside turn button. (non-handed) |
| | 76 | CLASSROOM: Guarded latchbolt operated by either lever except when outside lever is locked by outside key. Inside lever is always free. (handing required) |
| | 79 | STOREROOM: ADA Guarded latchbolt operated from outside lever by key; inside by lever. Outside lever fixed until cylinder is unlocked by key. Key captured until cylinder is locked. Inside lever is always free. (handing required) |

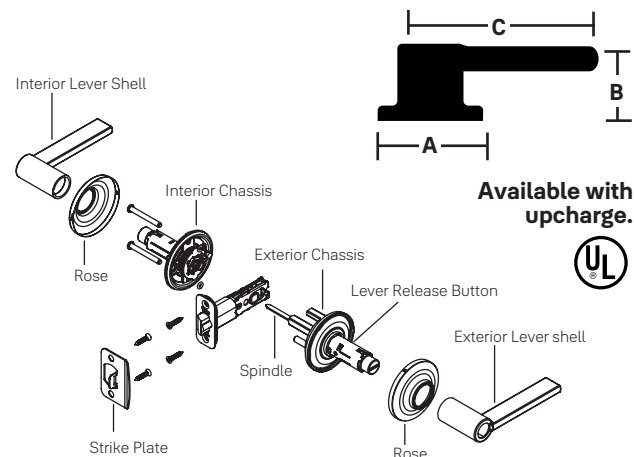
PRODUCT SPECIFICATIONS

| | |
|----------------------------|--|
| Door Specs | 2 1/8" Face Bore, 1" Edge Bore, 2 3/8" or 2 3/4" Backset Box Pack: Latch Face 1" x 2 1/4" RC (Round corner; Square corner optional) |
| Latch | Box Pack: Adjustable 2 3/8" or 2 3/4" RC (Round Corner) |
| Door Thickness | 1 3/8" to 1 3/4" |
| Cylinder | 6 Pin KW-1 Standard (SC-1 Optional) |
| Keying | Box Pack: KA3 (Keyed Alike) |
| Faceplate | 1" W x 2 1/4" H RC (Round Corner) |
| Strike | Box Pack: 2 1/4" Full Lip RC (Round Corner) |
| Certified ANSI/BHMA | A156.2 Series 4000 Grade 2 |

| DIMENSIONS | A | B | C |
|-----------------------------|---------|---------|----------|
| Academy | 2 5/16" | 2 7/16" | 4 19/64" |
| Augusta | 2 5/16" | 2 1/2" | 4 3/4" |
| Charleston | 2 5/16" | 2 1/2" | 5 3/8" |
| Delaware | 2 5/16" | 2 3/4" | 4 5/8" |
| Kincaid | 2 5/16" | 2 7/16" | 4 1/2" |
| Kincaid Black Insert | 2 5/16" | 2 7/16" | 4 1/2" |
| Marina | 2 5/16" | 3 9/16" | 4 7/8" |
| McClure | 2 5/16" | 2 7/16" | 4 3/16" |
| Milan | 2 5/16" | 2 7/16" | 4 1/16" |
| Monroe | 2 5/16" | 2 7/16" | 4 5/8" |
| Norwood | 2 5/16" | 2 1/2" | 4 7/32" |
| Pacific Beach | 2 5/16" | 2 7/16" | 4 3/4" |
| Valdosta | 2 5/16" | 2 1/2" | 4 5/8" |
| Virgo | 2 5/16" | 2 5/16" | 4 1/2" |

Standard Case Quantities - Enter the exact number of individual units required. As an example: If there are 24 units in a case and you require 1 case, enter 24 in the "quantity" space. See below for an example of standard case quantities.

| STANDARD CASE QUANTITIES (YH COLLECTION) | BOX PACK (SP) | CLEAR VIEW (CV) |
|--|---------------|-----------------|
| Dummy | 12 | 6 Pair |
| Knobs | 24 | 6 |
| Levers | 12 | 6 |
| Deadbolts | 12 | 6 |
| Combo Sets | 12 | 6 |




YH Collection® Levers



Decorative Rosettes

- Oval** 2-9/16" W x 4-7/32" H
Center Hole: Knob 15/16" – Lever 1-1/32"
- Traditional** 2-9/16" W x 4-7/32" H
Center Hole: Knob 15/16" – Lever 1-1/32"
- Modern** 2-9/16" W x 3" H
Center Hole: 1-1/32"
- Flat Round** 2-9/16" Dia
Center Hole: 1-1/32"
- Flat Square** 2-9/16" W x 2-9/16" H
Center Hole: 1-1/32"



Pair with all 'YH' knob styles through factory direct orders and QuickShip.

| Rosette Availability | US3 | US10BP | US15 | BSP | US26 | US26D | List Upcharge Full Lockset | Dummy |
|----------------------|-----|--------|------|-----|------|-------|----------------------------|-------|
| Oval | • | • | • | | | | 20.00 | 10.00 |
| Traditional | • | • | • | | | | 20.00 | 10.00 |
| Modern | | • | • | • | | | 16.00 | 8.00 |
| Flat Round | | • | • | | • | • | 10.00 | 5.00 |
| Flat Square | | • | • | • | • | • | 16.00 | 8.00 |

Note: Decorative rosettes ship separate as kit.

BOX PACK LIST PRICE Featuring Push Button Locking with Free Interiors

| DESIGN | FUNCTION | NO | US3 | US26 | US26D | US5 | US15 | US15A | GM | BSP | 10BE | US10BP |
|-----------------|-----------------------|--------|--------|--------|-----------|-----------|-----------|-------|-----------|-------------|--------|--------|
| | BHMA | | 605 | 625 | 626 | 609 | 619 | 620 | Gun Metal | Black Suede | 613E | |
| Academy (AC) | Dummy | 81 | N/A | N/A | 27.00 | 27.00 | 27.00 | N/A | N/A | N/A | N/A | N/A |
| | Passage | 11 | N/A | N/A | 63.50 | 63.50 | 63.50 | N/A | N/A | N/A | N/A | N/A |
| | One Sided w/plate | 61 | N/A | N/A | 63.50 | 63.50 | 63.50 | N/A | N/A | N/A | N/A | N/A |
| | Privacy** | 21 | N/A | N/A | 67.70 | 67.70 | 67.70 | N/A | N/A | N/A | N/A | N/A |
| | Entry (Lever/Lever)** | 71 | N/A | N/A | 105.00 | 105.00 | 105.00 | N/A | N/A | N/A | N/A | N/A |
| | Entry (T - Turn) | 73 | N/A | N/A | 105.00 | 105.00 | 105.00 | N/A | N/A | N/A | N/A | N/A |
| | Classroom | 76 | N/A | N/A | 105.00 | 105.00 | 105.00 | N/A | N/A | N/A | N/A | N/A |
| | Storeroom | 79 | N/A | N/A | 105.00*** | 105.00*** | 105.00*** | N/A | N/A | N/A | N/A | N/A |
| Augusta (AU) | Dummy | 81 | 28.00 | N/A | 28.00 | 28.00 | 28.00 | N/A | N/A | N/A | 29.00 | 29.00 |
| | Passage | 11 | 67.00 | N/A | 67.00 | 67.00 | 67.00 | N/A | N/A | N/A | 69.00 | 69.00 |
| | One Sided w/plate | 61 | 67.00 | N/A | 67.00 | 67.00 | 67.00 | N/A | N/A | N/A | 69.00 | 69.00 |
| | Privacy** | 21 | 75.00 | N/A | 75.00 | 75.00 | 75.00 | N/A | N/A | N/A | 77.00 | 77.00 |
| | Entry (Lever/Lever)** | 71 | 113.00 | N/A | 113.00 | 113.00 | 113.00 | N/A | N/A | N/A | 115.00 | 115.00 |
| | Entry (T - Turn) | 73 | 113.00 | N/A | 113.00 | 113.00 | 113.00 | N/A | N/A | N/A | 115.00 | 115.00 |
| | Entry SFIC | 74LC | 113.00 | N/A | 113.00 | 113.00 | 113.00 | N/A | N/A | N/A | 115.00 | 115.00 |
| | Classroom | 76 | 113.00 | N/A | 113.00 | 113.00 | 113.00 | N/A | N/A | N/A | 115.00 | 115.00 |
| Storeroom | 79 | 113.00 | N/A | 113.00 | 113.00 | 113.00 | N/A | N/A | N/A | 115.00 | 115.00 | |
| Charleston (CH) | Dummy | 81 | N/A | N/A | 28.00 | N/A | 28.00 | N/A | N/A | 28.00 | 29.00 | N/A |
| | Passage | 11 | N/A | N/A | 67.00 | N/A | 67.00 | N/A | N/A | 67.00 | 69.00 | N/A |
| | One Sided w/plate | 61 | N/A | N/A | 67.00 | N/A | 67.00 | N/A | N/A | 67.00 | 69.00 | N/A |
| | Privacy** | 21 | N/A | N/A | 75.00 | N/A | 75.00 | N/A | N/A | 75.00 | 77.00 | N/A |
| | Entry (Lever/Lever)** | 71 | N/A | N/A | 113.00 | N/A | 113.00 | N/A | N/A | 113.00 | 115.00 | N/A |
| | Entry (T - Turn) | 73 | N/A | N/A | 113.00 | N/A | 113.00 | N/A | N/A | 113.00 | 115.00 | N/A |
| | Classroom | 76 | N/A | N/A | 113.00 | N/A | 113.00 | N/A | N/A | 113.00 | 115.00 | N/A |
| | Storeroom | 79 | N/A | N/A | 113.00 | N/A | 113.00 | N/A | N/A | 113.00 | 115.00 | N/A |
| Delaware (DW) | Dummy | 81 | N/A | 28.00 | 28.00 | N/A | 28.00 | N/A | N/A | 28.00 | 29.00 | 30.00 |
| | Passage | 11 | N/A | 67.00 | 67.00 | N/A | 67.00 | N/A | N/A | 67.00 | 69.00 | 69.00 |
| | One Sided w/plate | 61 | N/A | 67.00 | 67.00 | N/A | 67.00 | N/A | N/A | 67.00 | 69.00 | 69.00 |
| | Privacy** | 21 | N/A | 75.00 | 75.00 | N/A | 75.00 | N/A | N/A | 75.00 | 77.00 | 77.00 |
| | Bath* | 22 | N/A | 78.00 | 78.00 | N/A | 78.00 | N/A | N/A | 78.00 | 80.00 | 80.00 |
| | Entry (Lever/Lever)** | 71 | N/A | 113.00 | 113.00 | N/A | 113.00 | N/A | N/A | 113.00 | 115.00 | 115.00 |
| | Entry (T - Turn) | 73 | N/A | 113.00 | 113.00 | N/A | 113.00 | N/A | N/A | 113.00 | 115.00 | 115.00 |
| | Classroom | 76 | N/A | 113.00 | 113.00 | N/A | 113.00 | N/A | N/A | 113.00 | 115.00 | 115.00 |
| Storeroom | 79 | N/A | 113.00 | 113.00 | N/A | 113.00 | N/A | N/A | 113.00 | 115.00 | 115.00 | |
| Kincaid (KC) | Dummy | 81 | 32.70 | N/A | 32.70 | N/A | 32.70 | N/A | N/A | 32.70 | N/A | 33.70 |
| | Passage | 11 | 75.00 | N/A | 75.00 | N/A | 75.00 | N/A | N/A | 75.00 | N/A | 77.00 |
| | One Sided w/plate | 61 | 75.00 | N/A | 75.00 | N/A | 75.00 | N/A | N/A | 75.00 | N/A | 77.00 |
| | Privacy** | 21 | 79.00 | N/A | 79.00 | N/A | 79.00 | N/A | N/A | 79.00 | N/A | 81.00 |
| | Entry (Lever/Lever)** | 71 | 118.00 | N/A | 118.00 | N/A | 118.00 | N/A | N/A | 118.00 | N/A | 120.00 |
| | Entry (T - Turn) | 73 | 118.00 | N/A | 118.00 | N/A | 118.00 | N/A | N/A | 118.00 | N/A | 120.00 |
| | Classroom | 76 | 118.00 | N/A | 118.00 | N/A | 118.00 | N/A | N/A | 118.00 | N/A | 120.00 |
| | Storeroom | 79 | 118.00 | N/A | 118.00 | N/A | 118.00 | N/A | N/A | 118.00 | N/A | 120.00 |

* Bath Function has US26 Polished Chrome Interior
 ** ADA Push Button Locking
 *** UL: add 6.00 (in QuickShip only)

YH Collection® Levers



BOX PACK LIST PRICE
Featuring Push Button Locking with Free Interiors

| DESIGN | FUNCTION BHMA | NO | US3 605 | US26 625 | US26D 626 | US5 609 | US15 619 | US15A 620 | GM Gun Metal | BSP Black Suede | 10BE 613E | US10BP |
|----------------------------------|-----------------------|--------|------------|-------------|--------------|------------|-------------|--------------|--------------------|-----------------------|--------------|--------|
| Kincaid Black Insert (KCB) | Dummy | 81 | 37.00 | N/A | N/A | N/A | 37.00 | N/A | N/A | N/A | N/A | 38.00 |
| | Passage | 11 | 95.60 | N/A | N/A | N/A | 95.60 | N/A | N/A | N/A | N/A | 97.60 |
| | Privacy** | 21 | 102.00 | N/A | N/A | N/A | 102.00 | N/A | N/A | N/A | N/A | 104.00 |
| | Entry (Lever/Lever)** | 71 | 128.00 | N/A | N/A | N/A | 128.00 | N/A | N/A | N/A | N/A | 130.00 |
| | Classroom | 76 | 128.00 | N/A | N/A | N/A | 128.00 | N/A | N/A | N/A | N/A | 130.00 |
| | Storeroom | 79 | 128.00 | N/A | N/A | N/A | 128.00 | N/A | N/A | N/A | N/A | 130.00 |
| Marina (MA) | Dummy | 81 | N/A | 28.00 | 28.00 | N/A | 28.00 | N/A | 28.00 | N/A | 29.00 | 29.00 |
| | Passage | 11 | N/A | 67.00 | 67.00 | N/A | 67.00 | N/A | 67.00 | N/A | 69.00 | 69.00 |
| | One Sided w/plate | 61 | N/A | 67.00 | 67.00 | N/A | 67.00 | N/A | 67.00 | N/A | 69.00 | 69.00 |
| | Privacy* | 21 | N/A | 75.00 | 75.00 | N/A | 75.00 | N/A | 75.00 | N/A | 77.00 | 77.00 |
| | Bath* | 22 | N/A | 78.00 | 78.00 | N/A | 78.00 | N/A | 78.00 | N/A | 80.00 | 80.00 |
| | Entry (Lever/Lever)** | 71 | N/A | 113.00 | 113.00 | N/A | 113.00 | N/A | 113.00 | N/A | 115.00 | 115.00 |
| | Entry (T - Turn) | 73 | N/A | 113.00 | 113.00 | N/A | 113.00 | N/A | 113.00 | N/A | 115.00 | 115.00 |
| | Classroom | 76 | N/A | 113.00 | 113.00 | N/A | 113.00 | N/A | 113.00 | N/A | 115.00 | 115.00 |
| Storeroom | 79 | N/A | 113.00 | 113.00 | N/A | 113.00 | N/A | 113.00 | N/A | 115.00 | 115.00 | |
| McClure (MC) | Dummy | 81 | 27.00 | N/A | 27.00 | N/A | 27.00 | 27.00 | N/A | N/A | 28.00 | 28.00 |
| | Passage | 11 | 63.50 | N/A | 63.50 | N/A | 63.50 | 63.50 | N/A | N/A | 65.50 | 65.50 |
| | One Sided w/plate | 61 | 63.50 | N/A | 63.50 | N/A | 63.50 | 63.50 | N/A | N/A | 65.50 | 65.50 |
| | Privacy** | 21 | 67.70 | N/A | 67.70 | N/A | 67.70 | 67.70 | N/A | N/A | 69.70 | 69.70 |
| | Entry (Lever/Lever)** | 71 | 105.00 | N/A | 105.00 | N/A | 105.00 | 105.00 | N/A | N/A | 107.00 | 107.00 |
| | Entry (T - Turn) | 73 | 105.00 | N/A | 105.00 | N/A | 105.00 | 105.00 | N/A | N/A | 107.00 | 107.00 |
| | Classroom | 76 | 105.00 | N/A | 105.00 | N/A | 105.00 | 105.00 | N/A | N/A | 107.00 | 107.00 |
| | Storeroom | 79 | 105.00 | N/A | 105.00 | N/A | 105.00 | 105.00 | N/A | N/A | 107.00 | 107.00 |
| Milan (MN) | Dummy | 81 | 27.00 | 27.00 | 27.00 | N/A | 27.00 | N/A | N/A | N/A | N/A | N/A |
| | Passage | 11 | 63.50 | 63.50 | 63.50 | N/A | 63.50 | N/A | N/A | N/A | N/A | N/A |
| | One Sided w/plate | 61 | 63.50 | 63.50 | 63.50 | N/A | 63.50 | N/A | N/A | N/A | N/A | N/A |
| | Privacy** | 21 | 67.70 | 67.70 | 67.70 | N/A | 67.70 | N/A | N/A | N/A | N/A | N/A |
| | Bath* | 22 | 70.70 | 70.70 | 70.70 | N/A | 70.70 | N/A | N/A | N/A | N/A | N/A |
| | Entry (Lever/Lever)** | 71 | 105.00 | 105.00 | 105.00 | N/A | 105.00 | N/A | N/A | N/A | N/A | N/A |
| | Entry (T - Turn) | 73 | 105.00 | 105.00 | 105.00 | N/A | 105.00 | N/A | N/A | N/A | N/A | N/A |
| | Classroom | 76 | 105.00 | 105.00 | 105.00 | N/A | 105.00 | N/A | N/A | N/A | N/A | N/A |
| Storeroom | 79 | 105.00 | 105.00 | 105.00 | N/A | 105.00 | N/A | N/A | N/A | N/A | N/A | |
| Monroe (MO) | Dummy | 81 | 28.00 | N/A | 28.00 | N/A | 28.00 | N/A | N/A | 28.00 | 29.00 | N/A |
| | Passage | 11 | 67.00 | N/A | 67.00 | N/A | 67.00 | N/A | N/A | 67.00 | 69.00 | N/A |
| | One Sided w/plate | 61 | 67.00 | N/A | 67.00 | N/A | 67.00 | N/A | N/A | 67.00 | 69.00 | N/A |
| | Privacy** | 21 | 75.00 | N/A | 75.00 | N/A | 75.00 | N/A | N/A | 75.00 | 77.00 | N/A |
| | Entry (Lever/Lever)** | 71 | 113.00 | N/A | 113.00 | N/A | 113.00 | N/A | N/A | 113.00 | 115.00 | N/A |
| | Entry (T - Turn) | 73 | 113.00 | N/A | 113.00 | N/A | 113.00 | N/A | N/A | 113.00 | 115.00 | N/A |
| | Classroom | 76 | 113.00 | N/A | 113.00 | N/A | 113.00 | N/A | N/A | 113.00 | 115.00 | N/A |
| | Storeroom | 79 | 113.00 | N/A | 113.00 | N/A | 113.00 | N/A | N/A | 113.00 | 115.00 | N/A |
| Norwood (NW) | Dummy | 81 | 27.00 | 27.00 | 27.00 | 27.00 | 27.00 | 27.00 | 27.00 | 27.00 | 28.00 | 28.00 |
| | Passage | 11 | 63.50 | 63.50 | 63.50 | 63.50 | 63.50 | 63.50 | 63.50 | 63.50 | 65.50 | 65.50 |
| | One Sided w/plate | 61 | 63.50 | 63.50 | 63.50 | 63.50 | 63.50 | 63.50 | 63.50 | 63.50 | 65.50 | 65.50 |
| | Privacy** | 21 | 67.70 | 67.70 | 67.70 | 67.70 | 67.70 | 67.70 | 67.70 | 67.70 | 69.70 | 69.70 |
| | Bath* | 22 | 70.70 | 70.70 | 70.70 | 70.70 | 70.70 | 70.70 | 70.70 | 70.70 | 72.70 | 72.70 |
| | Entry (Lever/Lever)** | 71 | 105.00 | 105.00 | 105.00 | 105.00 | 105.00 | 105.00 | 105.00 | 105.00 | 107.00 | 107.00 |
| | Entry (T - Turn) | 73 | 105.00 | 105.00 | 105.00 | 105.00 | 105.00 | 105.00 | 105.00 | 105.00 | 107.00 | 107.00 |
| | Classroom | 76 | 105.00 | 105.00 | 105.00 | 105.00 | 105.00 | 105.00 | 105.00 | 105.00 | 107.00 | 107.00 |
| Storeroom | 79 | 105.00 | 105.00 | 105.00 | 105.00 | 105.00 | 105.00 | 105.00 | 105.00 | 107.00 | 107.00 | |
| Pacific Beach (PB) | Dummy | 81 | 28.00 | 28.00 | 28.00 | 28.00 | 28.00 | N/A | N/A | N/A | 29.00 | N/A |
| | Passage | 11 | 67.00 | 67.00 | 67.00 | 67.00 | 67.00 | N/A | N/A | N/A | 69.00 | N/A |
| | One Sided w/plate | 61 | 67.00 | 67.00 | 67.00 | 67.00 | 67.00 | N/A | N/A | N/A | 69.00 | N/A |
| | Privacy** | 21 | 75.00 | 75.00 | 75.00 | 75.00 | 75.00 | N/A | N/A | N/A | 77.00 | N/A |
| | Bath* | 22 | 78.00 | 78.00 | 78.00 | 78.00 | 78.00 | N/A | N/A | N/A | 80.00 | N/A |
| | Entry (Lever/Lever)** | 71 | 113.00 | 113.00 | 113.00 | 113.00 | 113.00 | N/A | N/A | N/A | 115.00 | N/A |
| | Entry (T - Turn) | 73 | 113.00 | 113.00 | 113.00 | 113.00 | 113.00 | N/A | N/A | N/A | 115.00 | N/A |
| | Classroom | 76 | 113.00 | 113.00 | 113.00 | 113.00 | 113.00 | N/A | N/A | N/A | 115.00 | N/A |
| Storeroom | 79 | 113.00 | 113.00 | 113.00 | 113.00 | 113.00 | N/A | N/A | N/A | 115.00 | N/A | |

* Bath Function has US26 Polished Chrome Interior

** ADA Push Button Locking

YH Collection® Levers



BOX PACK LIST PRICE Featuring Push Button Locking with Free Interiors

| DESIGN | FUNCTION | NO | US3 605 | US26 625 | US26D 626 | US5 609 | US15 619 | US15A 620 | GM Gun Metal | BSP Black Suede | 10BE 613E | US10BP |
|--------------------------------|-----------------------|--------|------------|-------------|--------------|------------|-------------|--------------|--------------------|-----------------------|--------------|--------|
| Valdosta (VL) | Dummy | 81 | N/A | 28.00 | 28.00 | N/A | 28.00 | N/A | N/A | 28.00 | 29.00 | 29.00 |
| | Passage | 11 | N/A | 67.00 | 67.00 | N/A | 67.00 | N/A | N/A | 67.00 | 69.00 | 69.00 |
| | One Sided w/plate | 61 | N/A | 67.00 | 67.00 | N/A | 67.00 | N/A | N/A | 67.00 | 69.00 | 69.00 |
| | Privacy** | 21 | N/A | 75.00 | 75.00 | N/A | 75.00 | N/A | N/A | 75.00 | 77.00 | 77.00 |
| | Bath* | 22 | N/A | 78.00 | 78.00 | N/A | 78.00 | N/A | N/A | 78.00 | 80.00 | 80.00 |
| | Entry (Lever/Lever)** | 71 | N/A | 113.00 | 113.00 | N/A | 113.00 | N/A | N/A | 113.00 | 115.00 | 115.00 |
| | Entry (T - Turn) | 73 | N/A | 113.00 | 113.00 | N/A | 113.00 | N/A | N/A | 113.00 | 115.00 | 115.00 |
| | Classroom | 76 | N/A | 113.00 | 113.00 | N/A | 113.00 | N/A | N/A | 113.00 | 115.00 | 115.00 |
| Storeroom | 79 | N/A | 113.00 | 113.00 | N/A | 113.00 | N/A | N/A | 113.00 | 115.00 | 115.00 | |
| Valdosta SQR Rose (VLSQ) | Dummy | 81 | N/A | 36.00 | 36.00 | N/A | 36.00 | N/A | N/A | 36.00 | N/A | N/A |
| | Passage | 11 | N/A | 83.00 | 83.00 | N/A | 83.00 | N/A | N/A | 83.00 | N/A | N/A |
| | One Sided w/plate | 61 | N/A | 83.00 | 83.00 | N/A | 83.00 | N/A | N/A | 83.00 | N/A | N/A |
| | Privacy** | 21 | N/A | 91.00 | 91.00 | N/A | 91.00 | N/A | N/A | 91.00 | N/A | N/A |
| | Bath* | 22 | N/A | 94.00 | 94.00 | N/A | 94.00 | N/A | N/A | 94.00 | N/A | N/A |
| | Entry (Lever/Lever)** | 71 | N/A | 129.00 | 129.00 | N/A | 129.00 | N/A | N/A | 129.00 | N/A | N/A |
| | Entry (T - Turn) | 73 | N/A | 129.00 | 129.00 | N/A | 129.00 | N/A | N/A | 129.00 | N/A | N/A |
| | Classroom | 76 | N/A | 129.00 | 129.00 | N/A | 129.00 | N/A | N/A | 129.00 | N/A | N/A |
| Storeroom | 79 | N/A | 129.00 | 129.00 | N/A | 129.00 | N/A | N/A | 129.00 | N/A | N/A | |
| Virgo (VG) | Dummy | 81 | 27.00 | 27.00 | 27.00 | N/A | 27.00 | 27.00 | N/A | 27.00 | 28.00 | 28.00 |
| | Passage | 11 | 63.50 | 63.50 | 63.50 | N/A | 63.50 | 63.50 | N/A | 63.50 | 65.50 | 65.50 |
| | One Sided w/plate | 61 | 63.50 | 63.50 | 63.50 | N/A | 63.50 | 63.50 | N/A | 63.50 | 65.50 | 65.50 |
| | Privacy** | 21 | 67.70 | 67.70 | 67.70 | N/A | 67.70 | 67.70 | N/A | 67.70 | 69.70 | 69.70 |
| | Bath* | 22 | N/A | N/A | 70.70 | N/A | 70.70 | 70.70 | N/A | 70.70 | 72.70 | 72.70 |
| | Entry (Lever/Lever)** | 71 | 105.00 | 105.00 | 105.00 | N/A | 105.00 | 105.00 | N/A | 105.00 | 107.00 | 107.00 |
| | Entry (T - Turn) | 73 | 105.00 | 105.00 | 105.00 | N/A | 105.00 | 105.00 | N/A | 105.00 | 107.00 | 107.00 |
| | Classroom | 76 | 105.00 | 105.00 | 105.00 | N/A | 105.00 | 105.00 | N/A | 105.00 | 107.00 | 107.00 |
| Storeroom | 79 | 105.00 | 105.00 | 105.00 | N/A | 105.00 | 105.00 | N/A | 105.00 | 107.00 | 107.00 | |

* Bath Function has US26 Polished Chrome Interior
** ADA Push button locking

| AVAILABLE OPTIONS – BOX PACK ONLY | | LIST PRICE UPCHARGE |
|---|--------------|------------------------|
| Rosettes - Traditional, Oval | Full Lockset | 20.00 |
| Rosettes - Traditional, Oval | Dummy | 10.00 |
| Rosettes - Flat Round | Full Lockset | 10.00 |
| Rosettes - Flat Round | Dummy | 5.00 |
| Rosettes - Flat Square & Modern | Full Lockset | 16.00 |
| Rosettes - Flat Square & Modern | Dummy | 8.00 |
| Accessory Stemmed Dummy Plate | YR073003 | 6.00 |
| (allows a Dummy with Stems to be created from 2 Standard Dummy Trims) | | |
| Clearview Packaging (Levers are KA2) | | 3.00 |
| UL 90 Minute listing | | 6.00 |
| | Combo Sets | 12.00 |

| AVAILABLE OPTIONS – BOX PACK ONLY | LIST PRICE UPCHARGE |
|--|------------------------|
| Page 56 YH Collection Series Latches | NC when specified |
| Page 83 T-Strikes | 1.40 |
| Page 83 A.S.A. 4 7/8" Strike | 6.80 |
| Page 83 Other Lockset Strikes | NC when specified |
| Page 84 Additional keying options | |
| Page 84 Para cylinder options | 3.00 |
| GA Keyway (allow for extended lead time) | Add \$20.00 |

Extension Kit 2 to 2 1/4" YH Knobs/Levers (Passage) # YR076100 **5.00 (specify finish)**

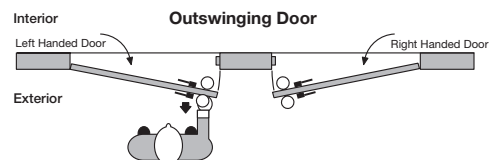

NOTE: YH Collection levers are designed to be reversible to eliminate handing (except for the single dummy, Function #81, and entry functions (Function #72). For the single dummy (Function #81) and entry functions (Function #72), please specify handing either right hand (RH) or left hand (LH) when ordering these functions, or when ordering split finishes.

HOW TO DETERMINE HANDING OF DOORS



- The handing of a door is always determined by facing the exterior of a door.
- If the hinge is on the left side of the door, the door is left handed (LH).
- If the hinge is on the right side of the door, the door is right handed (RH).
- To order a handed product, specify LH or RH. Not all products are handed; only specify handing when required.



Storeroom, Classroom, Dummies, and Interior Packs require handing



YH Collection® Deadbolts





Contractors will appreciate our ongoing focus on builder functionality with these finely designed ANSI Grade 2 YH Collection deadbolts. The Premier Deadbolt “face-removable” design provides easy access to the solid brass cylinder without having to remove the deadbolt from the door. This is a significant benefit to multi-family and multi-unit projects commonly requiring re-keying. The Select Deadbolt offers ANSI Grade 2 strength and security with standard access to the cylinder.

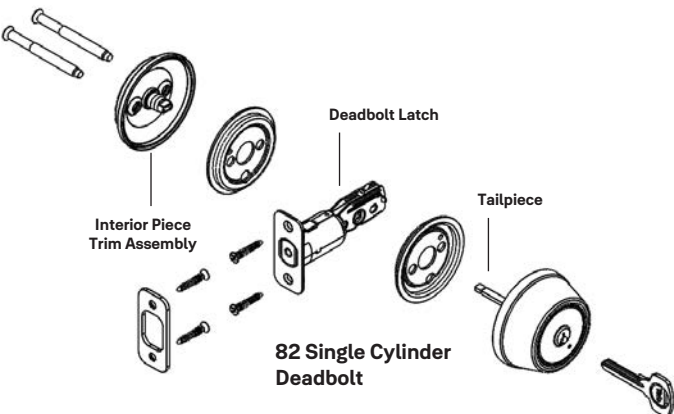
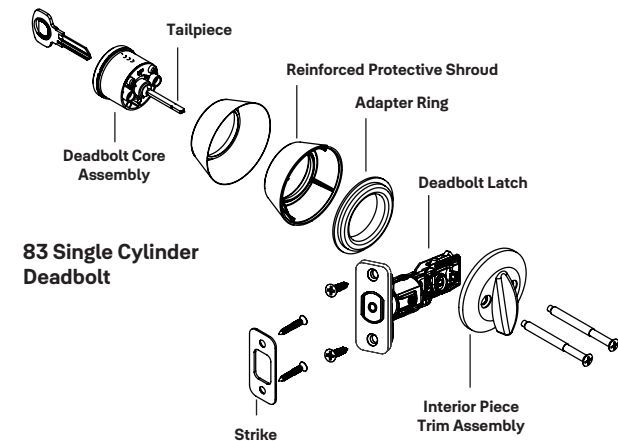
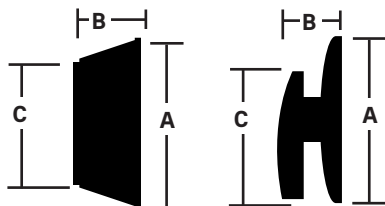
YH Collection® Deadbolts





FUNCTIONS

| FUNCTION | NO. | DESCRIPTION |
|---|----------|--|
|  | 82 83 | SINGLE CYLINDER: Latch operated from outside by key, inside by T turn. |
|  | 85 | DOUBLE CYLINDER: Latch operated on either side by key. Concealed screws. |

| DIMENSIONS | A | B | C |
|---------------------------|----------|--------|--------|
| 82 Single Exterior | 2 19/32" | 1 1/8" | 2" |
| 82 Single Interior | 2 1/2" | 1 7/8" | 2" |
| 83 Single Exterior | 2 1/2" | 1" | 1 7/8" |
| 83 Single Interior | 2 1/2" | 1 7/8" | 2" |



PRODUCT SPECIFICATIONS

| | |
|----------------------------|--|
| Door Specs | 2 1/8" Face Bore, 1" Edge Bore, 2 3/8" or 2 3/4" Backset Box Pack: Latch Face 1" x 2 1/4" RC (Round corner; Square corner optional) |
| Latch | Box Pack: Adjustable 2 3/8" or 2 3/4" RC (Round Corner) |
| Door Thickness | 1 3/8" to 1 3/4" 2" to 2 1/4" Requires ext. Kit 07600* 83 Single Cylinder Select Series Only |
| Cylinder | 6 Pin KW-1 Standard (SC-1 Optional) |
| Keying | Box Pack: KA3 (Keyed Alike) |
| Faceplate | 1" W x 2 1/4" H RC (Round Corner) |
| Strike | Box Pack: 1" x 2 1/4" RC RC (Round Corner) |
| Certified ANSI/BHMA | A156.36 Series 4000  Grade 2 |
| | Meets ADA Guidelines  |

Standard Case Quantities - Enter the exact number of individual units required. As an example: If there are 24 units in a case and you require 1 case, enter 24 in the "quantity" space. See below for an example of standard case quantities.

STANDARD CASE QUANTITIES (YH COLLECTION)

| | Box Pack(SP) | Clear View(CV) |
|-------------------|--------------|----------------|
| Dummy | 12 | 6 Pair |
| Knobs | 24 | 6 |
| Levers | 12 | 6 |
| Deadbolts | 12 | 6 |
| Combo Sets | 12 | 6 |

Available with upcharge.



YH Collection® Deadbolts



BOX PACK LIST PRICE



| DESIGN | Deadbolts | NO | US3 605 | US26 625 | US26D 626 | US5 609 | US15 619 | US15A 620 | GM Gun Metal | BSP Black Suede | 10BE 613E | 10BP |
|--|-------------------|-----------|--------------|--------------|--------------|--------------|--------------|--------------|-----------------|-----------------------|--------------|--------------|
| Premier | Single Cyl | 82 | 69.80 | 69.80 | 69.80 | 69.80 | 69.80 | 69.80 | 69.80 | 69.80 | 75.00 | 75.00 |
| Premier Series features: Removable Cylinders without removing deadbolt from door, includes high security strike. | | | | | | | | | | | | |
| Select | Single Cyl | 83 | 57.80 | 57.80 | 57.80 | 57.80 | 57.80 | 57.80 | 57.80 | 57.80 | 63.00 | 63.00 |
| | Double Cyl | 85 | 66.80 | 66.80 | 66.80 | 66.80 | 66.80 | 66.80 | 66.80 | 66.80 | 78.00 | 78.00 |
| | One Sided w/plate | 87 | 38.00 | 38.00 | 38.00 | 38.00 | 38.00 | 38.00 | N/A | N/A | N/A | N/A |

STRIKES - AVAILABLE OPTIONS - BOX PACK ONLY

| ITEM | CORNER SPECS | MODEL NO | LIST PRICE UPCHARGE |
|--|---------------|----------|---------------------|
| Standard 1" - 2¼" SC Strike | Square Corner | YR02082 | N/C when specified |
| Standard 1" - 2¼" RC Strike | Round Corner | YR02080 | N/C when specified |
| 1½" - 2¾" SC Universal Deadbolt Strike | Square Corner | YR02086 | N/C when specified |
| 1½" - 2¾" RC Universal Deadbolt Strike | Round Corner | YR02088 | N/C when specified |
| 1½" - 2¾" RC Universal Deadbolt Strike | Round Corner | YR02089 | N/C when specified |
| 1¼" - 3⅝" RC Maximum Security Strike | Round Corner | YR02081 | Add \$1.00 |
| 1¼" - 3⅝" SC Maximum Security Strike | Square Corner | YR02083 | Add \$1.00 |
| 1¾" - 2¼" RC Full Lip Strike^ | Round Corner | YR02084 | N/C when specified |

* Specify finish when ordering

^ Not available for 85 deadbolt

| AVAILABLE OPTIONS - BOX PACK ONLY | LIST PRICE UPCHARGE |
|---|---------------------|
| Clearview Packaging | 3.00 |
|  UL 90 Minute listing | 6.00 |
|  UL 90 Minute listing Combo Sets | 12.00 |















| AVAILABLE OPTIONS - BOX PACK ONLY | LIST PRICE UPCHARGE |
|--|---------------------|
| Page 56 YH Collection Series Latches | NC when specified |
| Page 84 Additional keying options | |
| Page 84 Para cylinder options (Not available for 85 deadbolt) | 3.00 |

Extension Kit 2 to 2-1/4" Single Deadbolt Only (Thick Door Pack) #YR07600 **12.60** (specify finish)

Latch Price List






BOX PACK LIST PRICE

| INTERIOR SPRING LATCHES | DESCRIPTION | DIMENSION | CORNER SPECS | MODEL NO | LIST PRICE |
|---|---|------------|---------------|----------|------------|
|  | 2 3/8" Spring Latch | 1 x 2 1/4" | Square Corner | YR01D05* | 10.80 |
| | 2 3/8" Spring Latch | 1 x 2 1/4" | Round Corner | YR01D02* | 10.80 |
|  | 2 3/4" Spring Latch | 1 x 2 1/4" | Square Corner | YR01D06* | 10.80 |
| | 2 3/4" Spring Latch | 1 x 2 1/4" | Round Corner | YR01D08* | 10.80 |
|  | 2 3/8" Spring Drive-In Latch | 1" Dia. | N/A | YR01D11* | 10.80 |
|  | 2 3/4" Spring Drive-In Latch | 1" Dia. | N/A | YR01D13* | 10.80 |
|  | 2 3/8"-2 3/4" Adj. Spring Latch | 1 x 2 1/4" | Square Corner | YR01D17* | 10.80 |
| | 2 3/8"-2 3/4" Adj. Spring Latch | 1 x 2 1/4" | Round Corner | YR01D14* | 10.80 |
|  | 2 3/8"-2 3/4" Adj. Spring Dr. In Latch | 1" Dia. | N/A | YR01D71* | 10.80 |
| EXTERIOR DEADLOCKING LATCHES | DESCRIPTION | DIMENSION | CORNER SPECS | MODEL NO | LIST PRICE |
|  | 2 3/8" Deadlocking Latch | 1 x 2 1/4" | Square Corner | YR01D25* | 10.80 |
| | 2 3/8" Deadlocking Latch | 1 x 2 1/4" | Round Corner | YR01D22* | 10.80 |
|  | 2 3/4" Deadlocking Latch | 1 x 2 1/4" | Square Corner | YR01D26* | 10.80 |
| | 2 3/4" Deadlocking Latch | 1 x 2 1/4" | Round Corner | YR01D28* | 10.80 |
|  | 2 3/8" Deadlocking Dr. In Latch | 1" Dia. | N/A | YR01D32* | 10.80 |
|  | 2 3/4" Deadlocking Dr. In Latch | 1" Dia. | N/A | YR01D34* | 10.80 |
|  | 2 3/8"-2 3/4" Adj. Deadlocking Latch | 1 x 2 1/4" | Square Corner | YR01D30* | 10.80 |
| | 2 3/8"-2 3/4" Adj. Deadlocking Latch | 1 x 2 1/4" | Round Corner | YR01D31* | 10.80 |
|  | 2 3/8"-2 3/4" Adj. Deadlocking Dr. In Latch | 1" Dia. | N/A | YR01D33* | 10.80 |
| ADJUSTABLE DEADBOLT LATCHES | DESCRIPTION | DIMENSION | CORNER SPECS | MODEL NO | LIST PRICE |
|  | 2 3/8"-2 3/4" Adj. Deadbolt Latch | | Square Corner | YR01D44* | 10.80 |
| | 2 3/8"-2 3/4" Adj. Deadbolt Latch | | Round Corner | YR01D41* | 10.80 |
|  | 2 3/8"-2 3/4" Adj. Deadbolt Drive-In Latch | 1" Dia. | N/A | YR01D47* | 10.80 |

*Specify finish when ordering

New Traditions® Knobs

Doors Require Blocking



The Yale® standard duty knobs from the New Traditions series offer outstanding strength, durability and simple, elegant designs highlighted by natural curves for comfort and ease of turning. The Cirrus, Horizon, Oasis, Terra, and Valley knobs are built to the highest quality standards. All New Traditions products are built on a steel Grade 3 chassis and feature concealed holding screws. In addition, all New Traditions products feature "Quick-Install," a unique chassis design, which drastically reduces installation time. The New Traditions series offers all of these superb features at an incredible value.

New Traditions®

New Traditions® Knobs



New Traditions®

FUNCTIONS

| FUNCTION | NO. | DESCRIPTION |
|----------|-----|--|
| | 80 | DUMMY: For doors where only pull is required. |
| | 100 | PASSAGE: Latchbolt is operated by either knob at all times. |
| | 160 | ONE SIDED W/PLATE: Latchbolt is operated by knob on one side only. |
| | 200 | PRIVACY: Latchbolt is operated by either knob except when inside knob is locked by turn button. A special emergency key releases turn button and unlocks outside knob. |
| | 226 | BATHROOM: Same function as 200 privacy with US26 finish on interior knob. |
| | 700 | ENTRY: Guarded Latch bolt operated from outside by key. Inside by knob. Turn button Locks both knobs. Knobs unlock by Key outside or by rotating inside turn button. |

PRODUCT SPECIFICATIONS

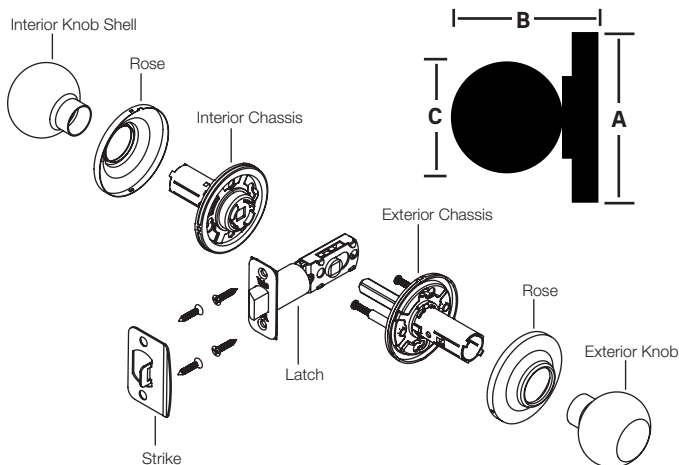
| | |
|----------------------------|--|
| Door Specs | 2 1/8" Face Bore, 1" Edge Bore, 2 3/8" or 2 3/4" Backset Box Pack: Latch Face 1" x 2 1/4" Round corner (Square corner optional) |
| Latch | Box Pack: Adjustable 2 3/8" or 2 3/4" RC (round corner) |
| Door Thickness | 1 3/8" to 1 3/4" |
| Cylinder | 5 Pin KW-1 Cylinder Standard (SC-1 Optional) |
| Keying | Box Pack: KA3 (Keyed Alike) Clear Pack: KA6 (Keyed Alike in sets of 6) |
| Faceplate | 1" W x 2 1/4" H RC (Round Corner) |
| Strike | Box Pack: 2 1/4" Full Lip RC (Round Corner) |
| Certified ANSI/BHMA | A156.2 Series 4000 Grade 3 |

Standard Case Quantities - Enter the exact number of individual units required. As an example: If there are 24 units in a case and you require 1 case, enter 24 in the "quantity" space. See below for an example of standard case quantities.

| DIMENSIONS | A | B | C |
|----------------|---------|---------|----------|
| Cirrus | 2 5/16" | 2 1/2" | 2" |
| Horizon | 2 5/16" | 2 1/4" | 2" |
| Oasis | 2 5/16" | 2 1/4" | 2" |
| Terra | 2 5/16" | 2 3/8" | 2 1/2" |
| Valley | 2 5/16" | 2 5/16" | 1 15/16" |

STANDARD CASE QUANTITIES (NEW TRADITIONS)

| | Box Pack(SP) | Clear View(CV) |
|-------------------|--------------|----------------|
| Dummy | 12 | 6 Pair |
| Knobs | 24 | 6 |
| Levers | 12 | 6 |
| Deadbolts | 12 | 6 |
| Combo Sets | 12 | 6 |



Available with upcharge.

New Traditions® Knobs



| BOX PACK LIST PRICE | | | | | | | | | | | | |
|------------------------|-------------------|-----|------------|--------------|------------|-------------|--------------------|-----------------------|-------------|--------------|--------------|-------|
| DESIGN | FUNCTION BHMA | NO | US3 605 | US26D 626 | US5 609 | US15 619 | GM Gun Metal | BSP Black Suede | US26 625 | US15A 620 | 10BE 613E | 10BP |
| Cirrus (C) | Dummy | 80 | 12.50 | 12.50 | N/A | 12.50 | 12.50 | N/A | 13.50 | 13.50 | 13.50 | 13.50 |
| | Passage | 100 | 27.80 | 27.80 | N/A | 27.80 | 27.80 | N/A | 29.80 | 29.80 | 29.80 | 29.80 |
| | One Sided w/plate | 160 | 27.80 | 27.80 | N/A | 27.80 | 27.80 | N/A | 29.80 | 29.80 | 29.80 | 29.80 |
| | Privacy | 200 | 30.00 | 30.00 | N/A | 30.00 | 30.00 | N/A | 32.00 | 32.00 | 32.00 | 32.00 |
| | Bath* | 226 | 33.00 | 33.00 | N/A | 33.00 | 33.00 | N/A | N/A | 35.00 | 35.00 | 35.00 |
| | Entry | 700 | 38.10 | 38.10 | N/A | 38.10 | 38.10 | N/A | 40.10 | 40.10 | 40.10 | 40.10 |
| Horizon (H) | Dummy | 80 | 12.50 | 12.50 | 12.50 | 12.50 | 12.50 | 12.50 | 13.50 | 13.50 | 13.50 | 13.50 |
| | Passage | 100 | 27.80 | 27.80 | 27.80 | 27.80 | 27.80 | 27.80 | 29.80 | 29.80 | 29.80 | 29.80 |
| | One Sided w/plate | 160 | 27.80 | 27.80 | 27.80 | 27.80 | 27.80 | 27.80 | 29.80 | 29.80 | 29.80 | 29.80 |
| | Privacy | 200 | 30.00 | 30.00 | 30.00 | 30.00 | 30.00 | 30.00 | 32.00 | 32.00 | 32.00 | 32.00 |
| | Bath* | 226 | 33.00 | 33.00 | 33.00 | 33.00 | 33.00 | 33.00 | N/A | 35.00 | 35.00 | 35.00 |
| | Entry | 700 | 38.10 | 38.10 | 38.10 | 38.10 | 38.10 | 38.10 | 40.10 | 40.10 | 40.10 | 40.10 |
| Oasis (O) | Dummy | 80 | N/A | N/A | N/A | 13.50 | N/A | N/A | N/A | N/A | N/A | 14.50 |
| | Passage | 100 | N/A | N/A | N/A | 29.40 | N/A | N/A | N/A | N/A | N/A | 31.40 |
| | One Sided w/plate | 160 | N/A | N/A | N/A | 29.40 | N/A | N/A | N/A | N/A | N/A | 31.40 |
| | Privacy | 200 | N/A | N/A | N/A | 32.70 | N/A | N/A | N/A | N/A | N/A | 34.70 |
| | Bath* | 226 | N/A | N/A | N/A | N/A | N/A | N/A | N/A | N/A | N/A | N/A |
| | Entry | 700 | N/A | N/A | N/A | 41.40 | N/A | N/A | N/A | N/A | N/A | 43.40 |
| Terra (T) | Dummy | 80 | N/A | N/A | N/A | 16.30 | 16.30 | N/A | N/A | N/A | N/A | 17.30 |
| | Passage | 100 | N/A | N/A | N/A | 38.00 | 38.00 | N/A | N/A | N/A | N/A | 40.00 |
| | One Sided w/plate | 160 | N/A | N/A | N/A | 38.00 | 38.00 | N/A | N/A | N/A | N/A | 40.00 |
| | Privacy | 200 | N/A | N/A | N/A | 40.00 | 40.00 | N/A | N/A | N/A | N/A | 42.00 |
| | Bath* | 226 | N/A | N/A | N/A | N/A | N/A | N/A | N/A | N/A | N/A | N/A |
| | Entry | 700 | N/A | N/A | N/A | 57.00 | 57.00 | N/A | N/A | N/A | N/A | 59.00 |
| Valley (V) | Dummy | 80 | 12.50 | 12.50 | N/A | N/A | N/A | N/A | N/A | N/A | N/A | N/A |
| | Passage | 100 | 27.80 | 27.80 | N/A | N/A | N/A | N/A | N/A | N/A | N/A | N/A |
| | One Sided w/plate | 160 | 27.80 | 27.80 | N/A | N/A | N/A | N/A | N/A | N/A | N/A | N/A |
| | Privacy | 200 | 30.00 | 30.00 | N/A | N/A | N/A | N/A | N/A | N/A | N/A | N/A |
| | Bath* | 226 | 33.00 | 33.00 | N/A | N/A | N/A | N/A | N/A | N/A | N/A | N/A |
| | Entry | 700 | 38.10 | 38.10 | N/A | N/A | N/A | N/A | N/A | N/A | N/A | N/A |

*Bath Function has US26 Polished Chrome Interior

KNOB COMBO SET – BOX PACK LIST PRICE

Combo Sets Include 1 Entry Knob with 1 Single or 1 Double Deadbolt

| DESIGN | FUNCTION BHMA | NO | US3 605 | US26D 626 | US5 609 | US15 619 | GM Gun Metal | BSP Black Suede | US26 625 | US15A 620 | 613E (10BE) | 10BP |
|--------------------|------------------|-----|------------|--------------|------------|-------------|-----------------|-----------------------|-------------|--------------|----------------|--------|
| Cirrus (C) | Single Cylinder | 827 | 76.20 | 76.20 | N/A | 76.20 | 76.20 | N/A | 86.50 | 86.50 | 86.50 | 86.50 |
| Horizon (H) | Single Cylinder | 827 | 76.20 | 76.20 | 76.20 | 76.20 | 76.20 | 76.20 | 86.50 | 86.50 | 86.50 | 86.50 |
| Oasis (O) | Single Cylinder | 827 | N/A | N/A | N/A | 79.50 | N/A | N/A | N/A | N/A | N/A | 95.10 |
| Terra (T) | Single Cylinder | 827 | N/A | N/A | N/A | 95.10 | 95.10 | N/A | N/A | N/A | N/A | 102.10 |
| Valley (V) | Single Cylinder | 827 | 76.20 | 76.20 | N/A | N/A | N/A | N/A | N/A | N/A | N/A | N/A |

AVAILABLE OPTIONS – BOX PACK ONLY

| | LIST PRICE UPCHARGE |
|---|------------------------|
| Clearview Packaging | 3.00 |
|  UL 90 Minute listing | 6.00 |
|  UL 90 Minute listing Combo Sets | 12.00 |

AVAILABLE OPTIONS – BOX PACK ONLY

| | LIST PRICE UPCHARGE |
|--|------------------------|
| Page 66 New Traditions Series Latches | NC when specified |
| Page 83 T-Strikes | 1.40 |
| Page 83 A.S.A. 4 7/8" Strike | 6.80 |
| Page 83 Other Lockset Strikes | NC when specified |
| Page 84 Additional keying options | |

Note: All New Traditions entry function leversets will be shipped with the Cirrus knob exterior unless otherwise specified. New Traditions levers are designed to be reversible to eliminate handing errors (except for the single dummy, function #81, and entry function #701). For the single dummy (function #81) and entry functions (function #701), please specify handing either right hand (RH) or left hand (LH) when ordering these functions, or when ordering split finishes.

New Traditions® Levers


Doors Require Blocking



Mesa



Niagara



Prairie




Savannah



Vidalia




Vidalia
(Square Rose)



With concealed holding screws, and a strengthened square spindle, New Traditions products reflect an outstanding commitment to quality. Like the New Traditions knobs, the levers are exquisitely designed. With free-flowing curves and smooth edges, the Mesa, Niagara, Prairie, Savannah, Vidalia, and Woodland levers offer impeccable elegance at an exceptional price.







Woodland



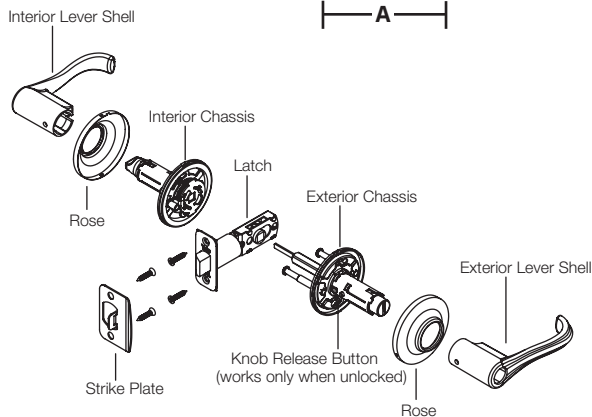
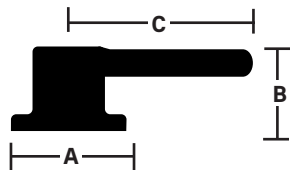
New Traditions®

New Traditions® Levers




| FUNCTIONS | | |
|---|--|--|
| FUNCTION NO. | DESCRIPTION | |
|  81 | DUMMY: For doors where only pull is required. (handing required) | |
|  101* | PASSAGE: Latchbolt is operated by either lever at all times. (non-handed) | |
|  161 | ONE SIDED W/PLATE: Latchbolt is operated by lever on one side only. (handing required) | |
|  201 | PRIVACY: Latchbolt is operated by either lever except when inside lever is locked by turn button. A coin turn releases turn button and unlocks outside lever. (non-handed) | |
|  221 | BATHROOM: Same function as 201 privacy with US26 finish on interior lever. (handing required) | |
|  771 | ENTRY (LEVER/LEVER): Guarded latch bolt operated from outside lever by key. Inside by lever. Turn button locks both levers. Levers unlock by key or by turning inside turn button. | |

| DIMENSIONS | A | B | C |
|------------|----------------------------------|----------------------------------|----------------------------------|
| Mesa | 2 ⁵ / ₁₆ " | 2 ³ / ₈ " | 3 ¹ / ₄ " |
| Niagara | 2 ⁵ / ₁₆ " | 2 ¹ / ₂ " | 4 ⁷ / ₃₂ " |
| Savannah | 2 ⁵ / ₁₆ " | 2 ¹ / ₄ " | 3 ³ / ₈ " |
| Prairie | 2 ⁵ / ₁₆ " | 2 ⁷ / ₁₆ " | 4 ¹ / ₆₄ " |
| Woodland | 2 ⁵ / ₁₆ " | 2 ⁵ / ₈ " | 3 ³ / ₈ " |



Available with upcharge.

PRODUCT SPECIFICATIONS

| | |
|----------------------------|---|
| Door Specs | 2 ¹ / ₈ " Face Bore, 1" Edge Bore, 2 ³ / ₈ " or 2 ³ / ₄ " Backset Box Pack: Latch Face 1" x 2 ¹ / ₄ " Round corner (Square corner optional) |
| Latch | Box Pack: Adjustable 2 ³ / ₈ " or 2 ³ / ₄ " RC (round corner) |
| Door Thickness | 1 ³ / ₈ " to 1 ³ / ₄ " |
| Cylinder | 5 Pin KW-1 Cylinder Standard (SC-1 Optional) |
| Keying | Box Pack: KA3 (Keyed Alike) Clear Pack: KA3 (Keyed Alike in sets of 3) |
| Faceplate | 1" W x 2 ¹ / ₄ " H RC (Round Corner) |
| Strike | Box Pack: 2 ¹ / ₄ " Full Lip RC (Round Corner) |
| Certified ANSI/BHMA | A156.2 Series 4000  Grade 3 |

Standard Case Quantities - Enter the exact number of individual units required. As an example: If there are 24 units in a case and you require 1 case, enter 24 in the "quantity" space. See below for an example of standard case quantities.

STANDARD CASE QUANTITIES (NEW TRADITIONS)

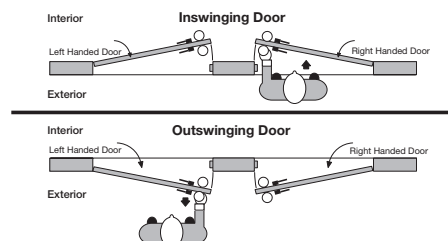
| | Box Pack(SP) | Clear View(CV) |
|------------|--------------|----------------|
| Dummy | 12 | 6 Pair |
| Knobs | 24 | 6 |
| Levers | 12 | 6 |
| Deadbolts | 12 | 6 |
| Combo Sets | 12 | 6 |

HOW TO DETERMINE HANDING OF DOORS

- The handing of a door is always determined by facing the exterior of a door.
 - If the hinge is on the left side of the door, the door is left handed (LH).
 - If the hinge is on the right side of the door, the door is right handed (RH).
 - To order a handed product, specify LH or RH.
- Not all products are handed; only specify handing when required.



Storeroom, Classroom, Dummies, and Interior Packs require handing



New Traditions® Levers

NEW

TRADITIONS®

NEW
TRADITIONS®

Decorative Rosettes

Flat Round



Flat Square



Modern



Pair with all 'NT' lever styles through factory direct orders and QuickShip.

- Flat Round 2-9/16" Dia
Center Hole: 1-1/32"
- Flat Square 2-9/16" W x 2-9/16" H
Center Hole: 1-1/32"
- Modern 2-9/16" W x 3" H
Center Hole: 1-1/32"

| Rosette Availability | US3 | US10BP | US15 | BSP | US26 | US26D | List Upcharge Full Lockset | Dummy |
|----------------------|-----|--------|------|-----|------|-------|----------------------------|-------|
| Flat Round | • | • | • | • | • | • | 10.00 | 5.00 |
| Flat Square | • | • | • | • | • | • | 16.00 | 8.00 |
| Modern | • | • | • | • | • | • | 16.00 | 8.00 |

Note: Decorative rosettes ship separate as kit.

BOX PACK LIST PRICE

| Levers | DESIGN | FUNCTION | NO | US3 605 | US26D 626 | US5 609 | US15 619 | GM Gun Metal | BSP Black Suede | US26 625 | US15A 620 | 10BE 613E | 10BP |
|----------------------------|--------------------------------|---------------------|-------|------------|--------------|------------|-------------|--------------------|-----------------------|-------------|--------------|--------------|-------|
| Mesa (ML) | Featuring Quick Install Design | Dummy | 81 | N/A | 19.60 | 19.60 | 19.60 | N/A | N/A | N/A | N/A | 21.10 | N/A |
| | | Passage | 101 | N/A | 46.40 | 46.40 | 46.40 | N/A | N/A | N/A | N/A | 49.40 | N/A |
| | | One Sided w/plate | 161 | N/A | 46.40 | 46.40 | 46.40 | N/A | N/A | N/A | N/A | 49.40 | N/A |
| | | Privacy | 201 | N/A | 48.40 | 48.40 | 48.40 | N/A | N/A | N/A | N/A | 51.40 | N/A |
| | | Entry (Knob/Lever) | 701 | N/A | 61.90 | 61.90 | 61.90 | N/A | N/A | N/A | N/A | 64.90 | N/A |
| Niagara (NL) | | Dummy | 81 | 19.60 | 19.60 | 19.60 | 19.60 | 19.60 | 19.60 | 21.10 | 21.10 | 21.10 | 21.10 |
| | | Passage | 101 | 46.40 | 46.40 | 46.40 | 46.40 | 46.40 | 46.40 | 49.40 | 49.40 | 49.40 | 49.40 |
| | | One Sided w/plate | 161 | 46.40 | 46.40 | 46.40 | 46.40 | 46.40 | 46.40 | 49.40 | 49.40 | 49.40 | 49.40 |
| | | Privacy | 201 | 48.40 | 48.40 | 48.40 | 48.40 | 48.40 | 48.40 | 51.40 | 51.40 | 51.40 | 51.40 |
| | | Bath* | 221 | 51.40 | 51.40 | 51.40 | 51.40 | 51.40 | 51.40 | N/A | 54.40 | 54.40 | 54.40 |
| | | Entry (Lever/Lever) | 771 | 67.60 | 67.60 | 67.60 | 67.60 | 67.60 | 67.60 | 70.60 | 70.60 | 70.60 | 70.60 |
| Prairie (PL) | | Dummy | 81 | N/A | 19.60 | 19.60 | 19.60 | N/A | N/A | 21.10 | N/A | N/A | N/A |
| | | Passage | 101 | N/A | 46.40 | 46.40 | 46.40 | N/A | N/A | 49.40 | N/A | N/A | N/A |
| | | One Sided w/plate | 161 | N/A | 46.40 | 46.40 | 46.40 | N/A | N/A | 49.40 | N/A | N/A | N/A |
| | | Privacy | 201 | N/A | 48.40 | 48.40 | 48.40 | N/A | N/A | 51.40 | N/A | N/A | N/A |
| | | Bath* | 221 | N/A | 51.40 | 51.40 | 51.40 | N/A | N/A | N/A | N/A | N/A | N/A |
| Entry (Lever/Lever) | 771 | N/A | 67.60 | 67.60 | 67.60 | 67.60 | N/A | N/A | 70.60 | N/A | N/A | N/A | |
| Savannah (SL) | | Dummy | 81 | 19.60 | 19.60 | 19.60 | 19.60 | 19.60 | 19.60 | 21.10 | 21.10 | 21.10 | 21.10 |
| | | Passage | 101 | 46.40 | 46.40 | 46.40 | 46.40 | 46.40 | 46.40 | 49.40 | 49.40 | 49.40 | 49.40 |
| | | One Sided w/plate | 161 | 46.40 | 46.40 | 46.40 | 46.40 | 46.40 | 46.40 | 49.40 | 49.40 | 49.40 | 49.40 |
| | | Privacy | 201 | 48.40 | 48.40 | 48.40 | 48.40 | 48.40 | 48.40 | 51.40 | 51.40 | 51.40 | 51.40 |
| | | Bath* | 221 | 51.40 | 51.40 | 51.40 | 51.40 | 51.40 | 51.40 | N/A | 54.40 | 54.40 | 54.40 |
| Entry (Lever/Lever) | 771 | 67.60 | 67.60 | 67.60 | 67.60 | 67.60 | 67.60 | 70.60 | 70.60 | 70.60 | 70.60 | | |
| Vidalia (VI) | | Dummy | 81 | N/A | 19.60 | N/A | 19.60 | N/A | 19.60 | 21.10 | N/A | N/A | 21.10 |
| | | Passage | 101 | N/A | 46.40 | N/A | 46.40 | N/A | 46.40 | 49.40 | N/A | N/A | 49.40 |
| | | One Sided w/plate | 161 | N/A | 46.40 | N/A | 46.40 | N/A | 46.40 | 49.40 | N/A | N/A | 49.40 |
| | | Privacy | 201 | N/A | 48.40 | N/A | 48.40 | N/A | 48.40 | 51.40 | N/A | N/A | 51.40 |
| | | Bath* | 221 | N/A | 51.40 | N/A | 51.40 | N/A | 51.40 | 54.40 | N/A | N/A | 54.40 |
| Entry (Lever/Lever) | 771 | N/A | 67.60 | N/A | 67.60 | N/A | 67.60 | 70.60 | N/A | N/A | 70.60 | | |
| Vidalia SQR Rose (VISQ) | | Dummy | 81 | N/A | N/A | N/A | 27.60 | N/A | 27.60 | N/A | N/A | N/A | 29.10 |
| | | Passage | 101 | N/A | N/A | N/A | 62.40 | N/A | 62.40 | N/A | N/A | N/A | 65.40 |
| | | One Sided w/plate | 161 | N/A | N/A | N/A | 62.40 | N/A | 62.40 | N/A | N/A | N/A | 65.40 |
| | | Privacy | 201 | N/A | N/A | N/A | 64.40 | N/A | 64.40 | N/A | N/A | N/A | 67.40 |
| | | Bath* | 221 | N/A | N/A | N/A | 67.40 | N/A | 67.40 | N/A | N/A | N/A | 70.40 |
| Entry (Lever/Lever) | 771 | N/A | N/A | N/A | 92.00 | N/A | 92.00 | N/A | N/A | N/A | 95.00 | | |
| Woodland (WL) | | Dummy | 81 | 19.60 | 19.60 | 19.60 | 19.60 | 19.60 | 19.60 | 21.10 | 21.10 | 21.10 | 21.10 |
| | | Passage | 101 | 46.40 | 46.40 | 46.40 | 46.40 | 46.40 | 46.40 | 49.40 | 49.40 | 49.40 | 49.40 |
| | | One Sided w/plate | 161 | 46.40 | 46.40 | 46.40 | 46.40 | 46.40 | 46.40 | 49.40 | 49.40 | 49.40 | 49.40 |
| | | Privacy | 201 | 48.40 | 48.40 | 48.40 | 48.40 | 48.40 | 48.40 | 51.40 | 51.40 | 51.40 | 51.40 |
| | | Bath* | 221 | 51.40 | 51.40 | 51.40 | 51.40 | 51.40 | 51.40 | 54.40 | 54.40 | 54.40 | 54.40 |
| Entry (Lever/Lever) | 771 | 67.60 | 67.60 | 67.60 | 67.60 | 67.60 | 67.60 | 70.60 | 70.60 | 70.60 | 70.60 | | |

*Bath Function has US26 Polished Chrome Interior

AVAILABLE OPTIONS – BOX PACK ONLY

| | LIST PRICE UPCHARGE |
|---------------------------------|------------------------|
| Clearview Packaging | 3.00 |
| UL 90 Minute listing | 6.00 |
| UL 90 Minute listing Combo Sets | 12.00 |








AVAILABLE OPTIONS – BOX PACK ONLY


| | LIST PRICE UPCHARGE |
|---------------------------------------|------------------------|
| Page 66 New Traditions Series Latches | NC when specified |
| Page 83 T-Strikes | 1.40 |
| Page 83 A.S.A. 4 7/8" Strike | 6.80 |
| Page 83 Other Lockset Strikes | NC when specified |
| Page 84 Additional keying options | |

Note: All New Traditions entry function leversets will be shipped with the Cirrus knob exterior unless otherwise specified. New Traditions levers are designed to be reversible to eliminate handing errors (except for the single dummy function #81, and entry function #701). For the single dummy (function #81) and entry functions (function #701), please specify handing either right hand (RH) or left hand (LH) when ordering these functions, or when ordering split finishes.

New Traditions® Deadbolts



Below Items Not Available as UL








The Yale 800 series deadbolts offer a variety of functions and finishes, and are compatible with all New Traditions leversets and knobsets. The 800 series deadbolts offer excellent strength and reliability, certified to an ANSI Grade 3.

New Traditions®

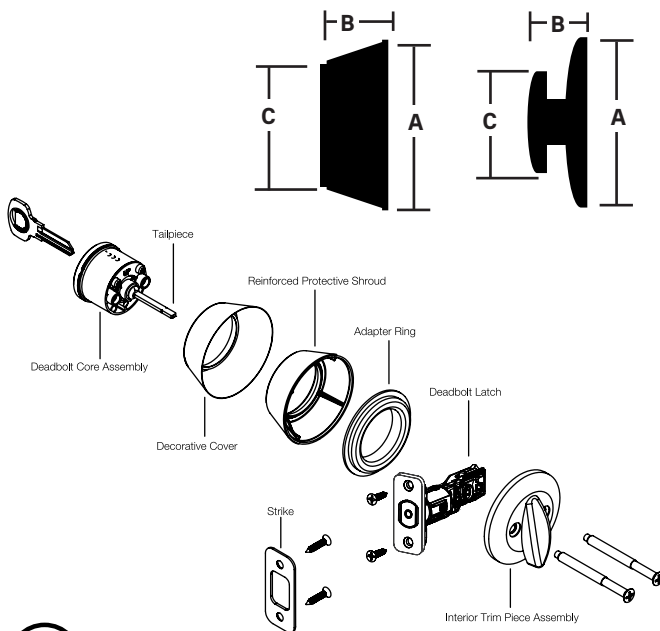
New Traditions® Deadbolts

NEW
TRADITIONS®

FUNCTIONS

| FUNCTION | NO. | DESCRIPTION |
|---|-----|---|
|  | 810 | DUMMY: No cylinder, no latch |
|  | 820 | SINGLE CYLINDER: Latch operated from the outside by key, inside by T-turn. |
|  | 840 | DOUBLE CYLINDER: Latch operated from either side by the key. |
|  | 860 | ONE SIDED DEADBOLT WITH PLATE: No cylinder. Latch operated by the T-turn on the inside. For doors bored completely through. |
|  | 880 | ONE WAY: No cylinder. Latch operated by the T-turn on the inside. For doors not bored completely through. |

| DIMENSIONS | A | B | C |
|--------------------|--------|---------|---------|
| 800 Interior | 2 1/2" | 1 5/16" | 2" |
| 800 Exterior | 2 1/2" | 1" | 1 7/8" |
| 820R/820S Interior | 2 1/2" | 7/8" | 1 5/16" |
| 820R/820S Exterior | 2 1/2" | 7/8" | 2 1/2" |
| 820M Interior | 3" | 1" | 2" |
| 820M Exterior | 3" | 7/8" | 2 3/8" |



PRODUCT SPECIFICATIONS

| | |
|----------------------------|--|
| Door Specs | 2 1/8" Face Bore, 1" Edge Bore, Box Pack: Latch Face 1" x 2 1/4" Round corner (Square corner optional) |
| Latch | Box Pack: Adjustable 2 3/8" or 2 3/4" RC (round corner) |
| Door Thickness | 1 3/8" to 1 3/4" |
| Cylinder | 5 Pin KW-1 Cylinder Standard (SC-1 Optional) |
| Keying | Box Pack: KA3 (Keyed Alike) Clear Pack: KA3 (Keyed Alike in sets of 3) |
| Faceplate | 1" W x 2 1/4" H RC (Round Corner) |
| Strike | Box Pack: 1" x 2 1/4" RC RC (Round Corner) |
| Certified ANSI/BHMA | A156.36, Grade 3 BHMA CERTIFIED |

Meets ADA Guidelines 

Standard Case Quantities - Enter the exact number of individual units required. As an example: If there are 24 units in a case and you require 1 case, enter 24 in the "quantity" space. See below for an example of standard case quantities.

| STANDARD CASE QUANTITIES (NEW TRADITIONS) | BOX PACK (SP) | CLEAR VIEW (CV) |
|---|---------------|-----------------|
| Dummy | 12 | 6 Pair |
| Knobs | 24 | 6 |
| Levers | 12 | 6 |
| Deadbolts | 12 | 6 |
| Combo Sets | 12 | 6 |



Available with upcharge.

New Traditions® Deadbolts



BOX PACK LIST PRICE

| 800 SERIES DEADBOLTS | FUNCTION | NO BHMA | US3 605 | US26D 626 | US5 609 | US15 619 | GM Gun Metal | BSP Black Suede | US26 625 | US15A 620 | 10BE 613E | US10BP |
|------------------------------------|---------------------------------|-------------|--------------|--------------|--------------|--------------|--------------|-----------------|--------------|--------------|-----------|--------------|
| | Dummy | 810 | 28.00 | 28.00 | 28.00 | 28.00 | N/A | N/A | 33.00 | 33.00 | N/A | 33.00 |
| | Single Cylinder | 820 | 38.10 | 38.10 | 38.10 | 38.10 | 38.10 | 38.10 | 43.10 | 43.10 | 43.10 | 43.10 |
| | Double Cylinder | 840 | 48.00 | 48.00 | 48.00 | 48.00 | 48.00 | 48.00 | 53.00 | 53.00 | 53.00 | 53.00 |
| | One Sided W/Plate | 860 | 31.60 | 31.60 | 31.60 | 31.60 | 31.60 | 31.60 | 36.60 | 36.60 | 36.60 | 36.60 |
| | Oneway* | 880 | 23.00 | 23.00 | 23.00 | 23.00 | 23.00 | 23.00 | 29.00 | 29.00 | 29.00 | 29.00 |
| Only available 20 minute UL | Flat Round Single Cyl** | 820R | 55.60 | 55.60 | 55.60 | 55.60 | 55.60 | 55.60 | 59.60 | 59.60 | 59.60 | 59.60 |
| | Flat Square Single Cyl** | 820S | 55.60 | 55.60 | 55.60 | 55.60 | 55.60 | 55.60 | 59.60 | 59.60 | 59.60 | 59.60 |
| | Modern Single Cyl ** | 820M | N/A | N/A | N/A | 55.60 | N/A | 55.60 | N/A | N/A | N/A | 59.60 |

*880 deadbolt available fixed latch only. 2-3/8 RC is Std.
 **Only available 20 minute UL

STRIKES - AVAILABLE OPTIONS - BOX PACK ONLY

| ITEM | CORNER SPECS | MODEL NO | LIST PRICE UPCHARGE |
|---|---------------|----------|---------------------|
| Standard 1" - 2 1/4" /SC Strike | Square Corner | YR02082 | N/C when specified |
| Standard 1" - 2 1/4" /RC Strike | Round Corner | YR02080 | N/C when specified |
| 1 1/8" - 2 3/8" /SC Strike | Square Corner | YR02086 | N/C when specified |
| 1 1/8" - 2 3/8" /RC Strike | Round Corner | YR02088 | N/C when specified |
| 1 1/4" - 3 5/8" /RC Maximum Security Strike | Square Corner | YR02081 | Add \$1.00 |
| 1 1/4" - 3 5/8" /SC Maximum Security Strike | Round Corner | YR02083 | Add \$1.00 |
| 1 3/8" - 2 1/8" /RC Full Lip Strike | Round Corner | YR02084 | N/C when specified |
| Screw Pack (4 each 3" Screws) | | 08818* | 1.50 |

* Specify finish when ordering

AVAILABLE OPTIONS - BOX PACK ONLY

LIST PRICE UPCHARGE

| | |
|--|-------|
| Clearview Packaging (Levers are KA2, Knobs are KA3) | 3.00 |
|  UL 90 Minute listing | 6.00 |
| UL 90 Minute listing Combo Sets | 12.00 |

YALE NEW TRADITIONS CLEARVIEW PROGRAM

| | | US3 | US15 | 10BP |
|----------------------|-------------|----------------------------|--------------|--------------|
| Horizon | Dummy- Pair | 28.00 | 28.00 | |
| | Passage | RCADJ/RCS | 30.80 | 30.80 |
| | Privacy | RCADJ/RCS | 33.50 | 33.50 |
| | Entry KA3 | SC-1 KA3/RCADJ/RCS | 41.10 | 41.10 |
| | Combo /820 | SC-1 KA3/RCADJ/RCS:020896 | 79.20 | 79.20 |
| Oasis | Dummy- Pair | | 30.00 | 32.00 |
| | Passage | RCADJ/RCS | 32.40 | 34.40 |
| | Privacy | RCADJ/RCS | 35.70 | 37.70 |
| | Entry KA3 | SC-1 KA3/RCADJ/RCS | 44.40 | 46.40 |
| | Combo /820 | SC-1 KA3/RCADJ/RCS: 020896 | 82.50 | |
| Niagara | Dummy- Pair | | 42.20 | 45.20 |
| | Passage | RCADJ/RCS: 020896 | 49.40 | 52.40 |
| | Privacy | RCADJ/RCS: 020896 | 51.40 | 54.40 |
| | Entry KA3 | SC-1 KA3/RCADJ/RCS: 020896 | 70.60 | 73.60 |
| | Dummy- Pair | | 42.20 | |
| Woodland | Passage | RCADJ/RCS: 020896 | 49.40 | |
| | Privacy | RCADJ/RCS: 020896 | 51.40 | |
| | Entry KA3 | SC-1 KA3/RCADJ/RCS: 020896 | 70.60 | |
| | Dummy- Pair | | 42.20 | 45.20 |
| Vidalia | Passage | RCADJ/RCS: 020896 | 49.40 | 52.40 |
| | Privacy | RCADJ/RCS: 020896 | 51.40 | 54.40 |
| | Entry KA3 | SC-1 KA3/RCADJ/RCS: 020896 | 70.60 | 73.60 |
| | Deadbolt | SC-1 KA3/RCADJ/RCS: 020896 | 41.10 | 41.10 |
| 820 Sgl Cyl Deadbolt | Deadbolt | SC-1 KA3/RCADJ/RCS: 020891 | | 46.10 |

All clearview must be ordered in full carton multiples. Packaged 6 per carton.
 \$150.00 + is freight free.
 Clearview product stock in Berlin with SC-1 cylinder only.















New Traditions®

Latch Price List




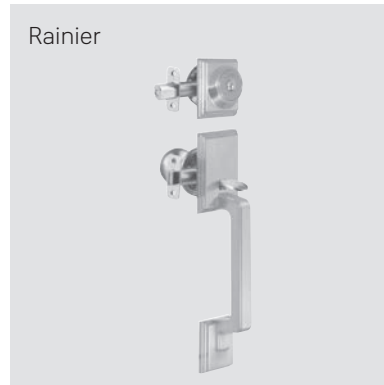

New Traditions®

BOX PACK LIST PRICE

| INTERIOR SPRING LATCHES | DESCRIPTION | DIMENSION | CORNER SPECS | MODEL NO | LIST PRICE |
|---|--|------------|---------------|----------|------------|
|  | 2 3/8"-2 3/4" Adj. Spring Latch | 1 x 2 1/4" | Square Corner | YR01464* | 6.00 |
| | 2 3/8"-2 3/4" Adj. Spring Latch | 1 x 2 1/4" | Round Corner | YR01461* | 6.00 |
|  | 2 3/8"-2 3/4" Drive-In Spring Latch | 1" Dia. | N/A | YR01D71* | 10.20 |
| EXTERIOR DEADLOCKING LATCHES | DESCRIPTION | DIMENSION | CORNER SPECS | MODEL NO | LIST PRICE |
|  | 2 3/8"-2 3/4" Adj. Deadlocking Latch | 1 x 2 1/4" | Square Corner | YR01474* | 7.00 |
| | 2 3/8"-2 3/4" Adj. Deadlocking Latch | 1 x 2 1/4" | Round Corner | YR01471* | 7.00 |
|  | 2 3/8"-2 3/4" Adj. Deadlocking Drive.-In Latch | 1" Dia. | N/A | YR01D33* | 10.20 |
| DEADBOLT LATCHES | DESCRIPTION | DIMENSION | CORNER SPECS | MODEL NO | LIST PRICE |
| 880 Deadbolt Only | | | | | |
|  | 2 3/8" Deadbolt Latch | 1 x 2 1/4" | Square Corner | YR01445* | 10.20 |
| | 2 3/8" Deadbolt Latch | 1 x 2 1/4" | Round Corner | YR01442* | 10.20 |
|  | 2 3/8" Deadbolt Drive-In Latch | 1" Dia. | N/A | YR01448* | 10.20 |
|  | 2 3/4" Deadbolt Latch | 1 x 2 1/4" | Square Corner | YR01446* | 10.20 |
| | 2 3/4" Deadbolt Latch | 1 x 2 1/4" | Round Corner | YR01443* | 10.20 |
|  | 2 3/4" Deadbolt Drive-In Latch | 1" Dia. | N/A | YR01449* | 10.20 |
| ADJUSTABLE DEADBOLT LATCHES | DESCRIPTION | DIMENSION | CORNER SPECS | MODEL NO | LIST PRICE |
| 820, 840, 860 Deadbolts & Handlesets | | | | | |
|  | 2 3/8"-2 3/4" Adj. Deadbolt Latch | | Square Corner | YR01D44* | 10.20 |
|  | 2 3/8"-2 3/4" Adj. Deadbolt Latch | | Round Corner | YR01D41* | 10.20 |
| | 2 3/8"-2 3/4" Adj. Deadbolt Drive-In Latch | 1" Dia. | N/A | YR01D47* | 10.20 |
| Latches below for Locks produced before September 2015 | | | | | |
| INTERIOR SPRING LATCHES | DESCRIPTION | DIMENSION | CORNER SPECS | MODEL NO | LIST PRICE |
|  | 2 3/8"-2 3/4" Adj. Spring Latch | 1 x 2 1/4" | Square Corner | YR01414* | 6.00 |
| | 2 3/8"-2 3/4" Adj. Spring Latch | 1 x 2 1/4" | Round Corner | YR01411* | 6.00 |
|  | 2 3/8"-2 3/4" Drive.-In Latch | 1" Dia. | N/A | YR01417* | 6.00 |
| EXTERIOR DEADLOCKING LATCHES | DESCRIPTION | DIMENSION | CORNER SPECS | MODEL NO | LIST PRICE |
|  | 2 3/8"-2 3/4" Adj. Deadlocking Latch | 1 x 2 1/4" | Square Corner | YR01424* | 6.20 |
| | 2 3/8"-2 3/4" Adj. Deadlocking Latch | 1 x 2 1/4" | Round Corner | YR01421* | 6.20 |
|  | 2 3/8"-2 3/4" Adj. Deadlocking Drive.-In Latch | 1" Dia. | N/A | YR01427* | 6.20 |

*Specify finish when ordering




Decorative Handlesets



Our decorative handlesets combine elegance with ease of installation. These designs offer balanced torque springs on a split-hub for ease of opening, solid thumb pieces, and finishes utilizing the world's most advanced clear coat technology. Designed to fit most American-made doors, each handleset comes with easy-to-read installation instructions.

Decorative Handlesets

FUNCTIONS

| FUNCTION | NO. | DESCRIPTION |
|---|--|---|
|  | 681 682 986 987 988 989 | DUMMY: For on-working side of double doors. Non-functioning deadbolt, knob or lever. |
|  | 621 622 926 927 928 929 | SINGLE CYLINDER: Thumbpiece retracts latch from exterior side. Knob or lever retracts latch from interior side. Deadbolt latch retracts with key from exterior side, T-turn retracts deadbolt latch from interior side. |
|  | 641 642 946 947 | DOUBLE CYLINDER: Thumbpiece retracts latch from exterior side. Knob or lever retracts latch from interior side. Deadbolt latch retracts with key from exterior side and interior side. |

| DIMENSIONS | A | B | C | D |
|-------------------|----------------------------------|---------------------------------|----------------------------------|----------------------------------|
| Homestead | 2 ³ / ₈ " | 5 ¹ / ₂ " | 9 ¹ / ₁₆ " | 18" |
| Jamestown | 2 ³ / ₈ " | 5 ¹ / ₂ " | 9 ¹ / ₁₆ " | 18" |
| McKinley | 2 ³ / ₈ " | 5 ¹ / ₂ " | 9 ¹ / ₁₆ " | 18" |
| Pedestal | 2 ¹ / ₁₆ " | 5 ¹ / ₂ " | 9 ¹ / ₁₆ " | 18 ¹ / ₂ " |
| Rainier | 2 ³ / ₈ " | 5 ¹ / ₂ " | 9 ¹ / ₁₆ " | 18" |
| Ridgefield | 2 ³ / ₈ " | 5 ¹ / ₂ " | 9 ¹ / ₁₆ " | 18" |
| Teton | 2 ³ / ₈ " | 5 ¹ / ₂ " | 9 ¹ / ₁₆ " | 18" |

PRODUCT SPECIFICATIONS

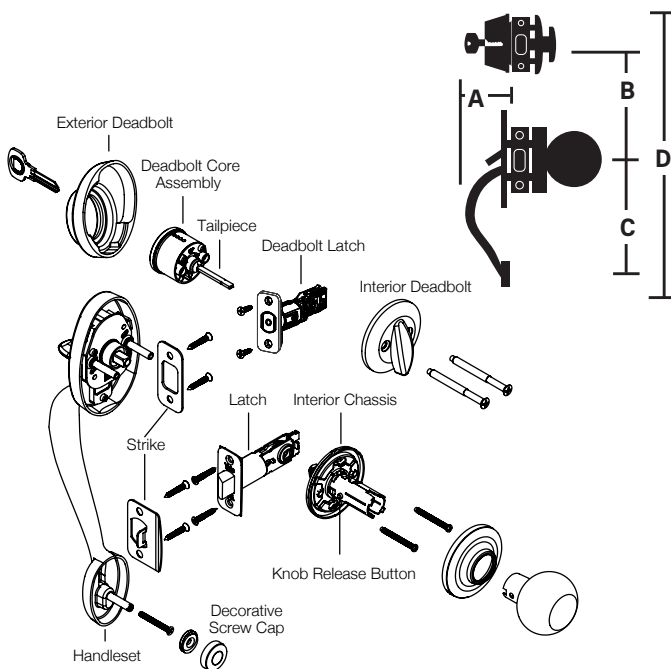
| | |
|------------------------|--|
| Door Specs | 2 ¹ / ₈ " Face Bore, 1" Edge Bore, 5 ¹ / ₂ " O.C. Box Pack: Latch Face 1" x 2 ¹ / ₄ " RC (Round Corner) |
| Latch | Box Pack: 2 ³ / ₈ " RC (Round Corner) Deadbolt: 2 ³ / ₈ "-2 ³ / ₄ " ADJ. RC (Round Corner) Deadbolt: 2 ³ / ₈ "-2 ³ / ₄ " ADJ. RC (Round Corner) |
| Door Thickness | 1 ³ / ₄ " 2" to 2 ¹ / ₄ " Requires Ext. Kit 07600 |
| Cylinder Keying | KW-1 Compatible Box Pack: KD (Keyed Different) |
| Faceplate | 1" W x 2 ¹ / ₄ " H RC (Round Corner) |
| Strike | Box Pack: Spring latch 2 ¹ / ₄ " Full Lip RC (Round Corner) Deadbolt: 1"x 2 ¹ / ₄ " RC (Round Corner) Deadbolt: 1"x 2 ¹ / ₄ " RC (Round Corner) |
| Interior Trim | Specify Interior Trim Style |

Standard Case Quantities - Enter the exact number of individual units required. As an example: If there are 24 units in a case and you require 1 case, enter 24 in the "quantity" space. See below for an example of standard case quantities.

| STANDARD CASE QUANTITIES | BOX PACK(SP) |
|----------------------------|--------------|
| Handlesets | 6 |
| Handlesets - Interior Pack | 6 |



UL - Not available on Yale Handlesets



Decorative Handlesets

Price List

BOX PACK LIST PRICE (PRICE INCLUDES INTERIOR TRIM)

Handlesets - featuring Quick-install Design

| DESIGN | FUNCTION BHMA | NO | US3 605 | US26 625 | US26D 626 | US5 609 | US15 619 | US15A 620 | GM Gun Metal | BSP Black Suede | 10BE 613E | 10BP |
|-------------|------------------|-----|------------|-------------|--------------|------------|-------------|--------------|--------------------|-----------------------|--------------|--------|
| Homestead | Dummy** | 986 | 198.00 | 198.00 | 198.00 | 198.00 | 198.00 | 198.00 | 198.00 | 198.00 | 218.00 | 218.00 |
| | Single Cylinder | 926 | 235.00 | 235.00 | 235.00 | 235.00 | 235.00 | 235.00 | 235.00 | 235.00 | 255.00 | 255.00 |
| | Double Cylinder | 946 | 255.00 | 255.00 | 255.00 | 255.00 | 255.00 | 255.00 | 255.00 | 255.00 | 275.00 | 275.00 |
| Jamestown | Dummy** | 987 | 198.00 | 198.00 | 198.00 | 198.00 | 198.00 | 198.00 | 198.00 | 198.00 | 218.00 | 218.00 |
| | Single Cylinder | 927 | 235.00 | 235.00 | 235.00 | 235.00 | 235.00 | 235.00 | 235.00 | 235.00 | 255.00 | 255.00 |
| | Double Cylinder | 947 | 255.00 | 255.00 | 255.00 | 255.00 | 255.00 | 255.00 | 255.00 | 255.00 | 275.00 | 275.00 |
| McKinley | Dummy** | 682 | 165.00 | 165.00 | 165.00 | 165.00 | 165.00 | 165.00 | 165.00 | 165.00 | 185.00 | 185.00 |
| | Single Cylinder | 622 | 195.00 | 195.00 | 195.00 | 195.00 | 195.00 | 195.00 | 195.00 | 195.00 | 215.00 | 215.00 |
| | Double Cylinder | 642 | 215.00 | 215.00 | 215.00 | 215.00 | 215.00 | 215.00 | 215.00 | 215.00 | 235.00 | 235.00 |
| Pedestal* | Dummy** | 988 | 198.00 | N/A | N/A | N/A | 198.00 | N/A | N/A | 198.00 | N/A | 218.00 |
| | Single Cylinder | 928 | 235.00 | N/A | N/A | N/A | 235.00 | N/A | N/A | 235.00 | N/A | 255.00 |
| Teton | Dummy** | 681 | N/A | N/A | N/A | N/A | 165.00 | 165.00 | 165.00 | 165.00 | N/A | 185.00 |
| | Single Cylinder | 621 | N/A | N/A | N/A | N/A | 195.00 | 195.00 | 195.00 | 195.00 | N/A | 215.00 |
| | Double Cylinder | 641 | N/A | N/A | N/A | N/A | 215.00 | 215.00 | 215.00 | 215.00 | N/A | 235.00 |
| Rainier | Dummy** | 683 | N/A | 165.00 | 165.00 | N/A | 165.00 | 165.00 | 165.00 | 165.00 | N/A | 185.00 |
| | Single Cylinder | 623 | N/A | 195.00 | 195.00 | N/A | 195.00 | 195.00 | 195.00 | 195.00 | N/A | 215.00 |
| | Double Cylinder | 643 | N/A | 215.00 | 215.00 | N/A | 215.00 | 215.00 | 215.00 | 215.00 | N/A | 235.00 |
| Ridgefield* | Dummy** | 989 | N/A | N/A | N/A | N/A | 198.00 | N/A | N/A | 198.00 | N/A | 218.00 |
| | Single Cylinder | 929 | N/A | N/A | N/A | N/A | 235.00 | N/A | N/A | 235.00 | N/A | 255.00 |

NOTE: Handleset Interior Trim - Selection Chart Below.

*Pedestal and Ridgefield ships with Cambridge knob as standard. Split finish not available.

**Stocked with knob (included)

| INTERIOR TRIM ASSEMBLIES | ITEM | MODEL NO | LIST PRICE* |
|--------------------------------------|---------------------------|----------|-------------|
| YH Collection | Dummy | 719 | 20.00 |
| | Single Cylinder Deadbolt | 720 | 25.00 |
| | Double Cylinder Deadbolt | 740 | 30.00 |
| New Traditions | Dummy | 680 | 20.00 |
| | Single Cylinder Deadbolt | 620 | 25.00 |
| | Double Cylinder Deadbolt | 640 | 30.00 |
| | Vidalia/Valdosta SQR Rose | | 33.00 |
| *All finishes Note: box pack only | | | |

| AVAILABLE OPTIONS – BOX PACK ONLY | | LIST PRICE UPCHARGE |
|---|-----------------------------|---------------------------|
| Page 70,74 | Split-Hub Latches | NC when specified |
| Page 66 | 800 Series Deadbolt Latches | NC when specified |
| Page 83 | T-Strikes | 1.40 |
| Page 83 | A.S.A. 47/8" Strike | 6.80 |
| Page 83 | Deadbolt Security Strikes | .80 |
| Page 83 | Other Lockset Strikes | NC when specified |
| Page 84 | Additional keying options | NC when specified |
| Extension Kit 2 to 2-1/4" YH/NT Handleset (Thick Door Pack) #YR07600 | | 12.60 (specify finish) |

Note: When ordering handlesets less interior pack, (LIP) deduct the interior trim assembly list price to determine handleset price. Specify handing when ordering all lever interior trim assemblies.

Decorative Handlesets

Price List

YH COLLECTION INTERIOR TRIM

| DESIGN | US3 605 | US26 625 | US26D 626 | US5 609 | US15 619 | US15A 620 | GM Gun Metal | BSP Black Suede | 613E (10BE) | 10BP |
|-------------------|------------|-------------|--------------|------------|-------------|--------------|--------------------|-----------------------|----------------|------|
| Bridgeport | A | A | A | N/A | A | N/A | N/A | N/A | N/A | N/A |
| Cambridge | A | A | A | A | A | A | A | A | A | A |
| Dartmouth | A | N/A | N/A | N/A | A | N/A | A | A | N/A | A |
| Oxford | A | N/A | N/A | A | A | N/A | N/A | A | A | A |
| Academy | N/A | N/A | A | A | A | N/A | N/A | N/A | N/A | N/A |
| Augusta | A | N/A | A | A | A | N/A | N/A | N/A | A | A |
| Delaware | N/A | A | A | N/A | A | N/A | N/A | A | A | A |
| Kincaid | A | N/A | N/A | N/A | A | N/A | N/A | A | N/A | A |
| Marina | N/A | A | A | N/A | A | N/A | A | N/A | A | A |
| McClure | A | N/A | A | N/A | A | A | N/A | N/A | A | A |
| Monroe | N/A | N/A | A | N/A | A | N/A | N/A | N/A | N/A | N/A |
| Milan | A | A | A | N/A | A | N/A | N/A | N/A | N/A | N/A |
| Norwood | A | A | A | A | A | A | A | A | A | A |
| Pacific Beach | A | A | A | A | A | N/A | N/A | N/A | N/A | N/A |
| Valdosta | N/A | A | A | N/A | A | N/A | N/A | A | A | A |
| Valdosta SQR Rose | N/A | N/A | N/A | N/A | A | N/A | N/A | A | N/A | N/A |
| Virgo | A | N/A | A | N/A | A | N/A | N/A | N/A | A | A |

Specify handing when ordering lever interior trim. With split finish orders, strikes match interior finishes.

A = Available as factory direct interior pack selection in Handlesets

A = Available in QuickShip

N/A = Not available as interior pack selection in YH Collection

NEW TRADITIONS INTERIOR TRIM

| DESIGN | US3 605 | US26 625 | US26D 626 | US5 609 | US15 619 | US15A 620 | GM Gun Metal | BSP Black Suede | 613E (10BE) | 10BP |
|----------|------------|-------------|--------------|------------|-------------|--------------|--------------------|-----------------------|----------------|------|
| Cirrus | A | A | A | N/A | A | A | A | N/A | A | A |
| Horizon | A | A | A | A | A | A | A | A | A | A |
| Oasis | N/A | N/A | N/A | N/A | A | N/A | N/A | N/A | N/A | A |
| Terra | N/A | N/A | N/A | N/A | A | N/A | A | N/A | N/A | A |
| Valley | A | N/A | A | N/A | N/A | N/A | N/A | N/A | N/A | N/A |
| Mesa | N/A | N/A | A | A | A | N/A | N/A | N/A | N/A | N/A |
| Niagara | A | A | A | A | A | A | A | A | A | A |
| Prairie | N/A | A | A | A | A | N/A | N/A | N/A | N/A | N/A |
| Savannah | A | A | A | A | A | A | A | N/A | A | A |
| Vidalia | A | A | A | A | A | A | A | A | A | A |
| Woodland | A | A | A | A | A | A | A | A | A | A |
| SQR Rose | N/A | N/A | N/A | N/A | A | N/A | N/A | A | N/A | A |







Specify handing when ordering lever interior trim. With split finish orders, strikes match interior finishes.

A = Available as factory direct interior pack selection in Handlesets

A = Available in QuickShip

N/A = Not available as interior pack selection in New Traditions






BOX PACK LIST PRICE

| HANDLESET LATCHES - INTERIOR SPLIT HUB SPRING LATCHES | DESCRIPTION | DIMENSION | CORNER SPECS | MODEL NO | LIST PRICE |
|---|------------------------------|------------|---------------|----------|------------|
|  | 2 3/8" Spring Latch | 1 x 2 1/4" | Square Corner | YR01804* | 12.70 |
|  | 2 3/8" Spring Latch | 1 x 2 1/4" | Round Corner | YR01802* | 12.70 |
|  | 2 3/8" Spring Drive-In Latch | 1" Dia. | N/A | YR01803* | 12.70 |
|  | 2 3/4" Spring Latch | 1 x 2 1/4" | Square Corner | YR01808* | 12.70 |
|  | 2 3/4" Spring Latch | 1 x 2 1/4" | Round Corner | YR01806* | 12.70 |
|  | 2 3/4" Spring Drive-In Latch | 1" Dia. | N/A | YR01807* | 12.70 |

*Specify finish when ordering

Decorative Passage Handlesets


Use with Assure® Deadbolts



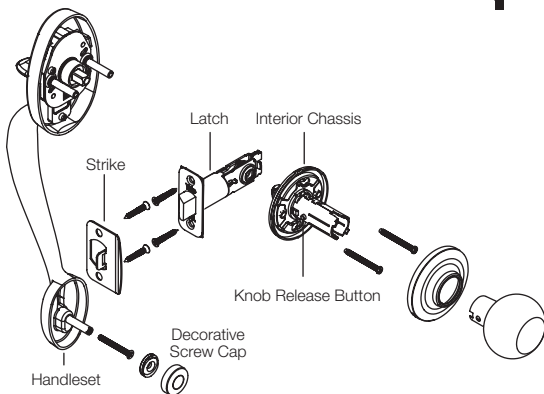
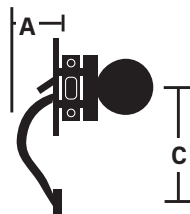
Our decorative handlesets combine elegance with ease of installation. These designs offer balanced torque springs on a split-hub for ease of opening, solid thumb pieces, and finishes utilizing the world's most advanced clear coat technology. Designed to fit most American-made doors, each handleset comes with easy-to-read installation instructions. Can be utilized in conjunction with Assure® deadbolt product.

Decorative Passage Handlesets

FUNCTIONS

| FUNCTION | NO. | DESCRIPTION |
|---|-----|---|
|  | 601 | PASSAGE: Latchbolt is operated by thumpiece at all times. |
| | 602 | by thumpiece at all times. |
| | 603 | Thumpiece retracts latch from exterior side. Knob or lever retracts latch from interior side. |
| | 906 | |
| | 907 | |

| DIMENSIONS | A | C |
|-------------------|---------------------------------|----------------------------------|
| Homestead | 2 ³ / ₈ " | 9 ¹ / ₁₆ " |
| Jamestown | 2 ³ / ₈ " | 9 ¹ / ₁₆ " |
| McKinley | 2 ³ / ₈ " | 9 ¹ / ₁₆ " |
| Rainier | 2 ³ / ₈ " | 9 ¹ / ₁₆ " |
| Ridgefield | 2 ³ / ₈ " | 9 ¹ / ₁₆ " |
| Teton | 2 ³ / ₈ " | 9 ¹ / ₁₆ " |



PRODUCT SPECIFICATIONS

| | |
|-----------------------|--|
| Door Specs | 2 ¹ / ₈ " Face Bore, 1" Edge Bore, 5 ¹ / ₂ " O.C. Box Pack: Latch Face 1" x 2 ¹ / ₄ " RC (Round Corner) |
| Latch | Box Pack: 2 ³ / ₈ " RC (Round Corner) Deadbolt: 2 ³ / ₈ "-2 ³ / ₄ " ADJ. RC (Round Corner) Deadbolt: 2 ³ / ₈ "-2 ³ / ₄ " ADJ. RC (Round Corner) |
| Door Thickness | 1 ³ / ₄ " 2" to 2 ¹ / ₄ " Requires Ext. Kit 07600 |
| Faceplate | 1" W x 2 ¹ / ₄ " H RC (Round Corner) |
| Strike | Box Pack: Spring latch 2 ¹ / ₄ " Full Lip RC (Round Corner) |
| Interior Trim | Specify Interior Trim Style |

Standard Case Quantities - Enter the exact number of individual units required. As an example: If there are 24 units in a case and you require 1 case, enter 24 in the "quantity" space. See below for an example of standard case quantities.

| STANDARD CASE QUANTITIES | BOX PACK(SP) |
|----------------------------|--------------|
| Handlesets | 6 |
| Handlesets - Interior Pack | 6 |



UL - Not available on
New Traditions from Yale Handlesets

Decorative Passage Handlesets

Price List

BOX PACK LIST PRICE (PRICE INCLUDES INTERIOR TRIM)

| Handlesets | DESIGN | FUNCTION NO BHMA | US3 605 | 10BP | US15 619 | BSP |
|---------------------------------------|----------------|---------------------|---------------|---------------|---------------|---------------|
| Featuring Quick Install Design | | | | | | |
| Homestead | Passage | 906 | 182.00 | 195.00 | 182.00 | N/A |
| Jamestown | Passage | 907 | 182.00 | 195.00 | 182.00 | N/A |
| McKinley | Passage | 602 | 160.00 | 165.00 | 160.00 | N/A |
| Teton | Passage | 601 | N/A | 165.00 | 160.00 | N/A |
| Rainier | Passage | 603 | N/A | 175.00 | 165.00 | N/A |
| Ridgefield* | Passage | 909 | 182.00 | 195.00 | 182.00 | 182.00 |

NOTE: Handleset Interior Trim - Selection Chart Below.

*Ridgefield ships with Cambridge knob as standard. Split finish not available.

| INTERIOR TRIM ASSEMBLIES | ITEM | MODEL NO | LIST PRICE* |
|--------------------------|----------------------|------------|--------------|
| YH Collection | Interior Pack | 720 | 25.00 |
| New Traditions | Interior Pack | 620 | 25.00 |

*All finishes

Note: box pack only

| AVAILABLE OPTIONS – BOX PACK ONLY | | LIST PRICE UPCHARGE |
|--|---|-----------------------------------|
| Page 70,74 | Split-Hub Latches | SC or DI no charge when specified |
| Page 83 | T-Strikes | 1.40 |
| Page 83 | A.S.A. 4 ⁷ / ₈ " Strike | 6.80 |
| Extension Kit 2 to 2 ¹ / ₄ " YH/NT Handleset (Thick Door Pack) #YR07600 | | 12.60 (specify finish) |

Note: When ordering handlesets less interior pack, (LIP) deduct the interior trim assembly list price to determine handleset price. Specify handing when ordering all lever interior trim assemblies.

Decorative Passage Handlesets

Price List

YH COLLECTION INTERIOR TRIM

| DESIGN | US3 605 | US26 625 | US26D 626 | US5 609 | US15 619 | US15A 620 | GM Gun Metal | BSP Black Suede | 613E (10BE) | 10BP |
|-------------------|------------|-------------|--------------|------------|-------------|--------------|--------------------|-----------------------|----------------|------|
| Bridgeport | A | A | A | N/A | A | N/A | N/A | N/A | N/A | N/A |
| Cambridge | A | A | A | A | A | A | A | A | A | A |
| Dartmouth | A | N/A | N/A | N/A | A | N/A | A | A | N/A | A |
| Oxford | A | N/A | N/A | A | A | N/A | N/A | A | A | A |
| Academy | N/A | N/A | A | A | A | N/A | N/A | N/A | N/A | N/A |
| Augusta | A | N/A | A | A | A | N/A | N/A | N/A | A | A |
| Delaware | N/A | A | A | N/A | A | N/A | N/A | A | A | A |
| Kincaid | A | N/A | N/A | N/A | A | N/A | N/A | A | N/A | A |
| Marina | N/A | A | A | N/A | A | N/A | A | N/A | A | A |
| McClure | A | N/A | A | N/A | A | A | N/A | N/A | A | A |
| Monroe | N/A | N/A | A | N/A | A | N/A | N/A | N/A | N/A | N/A |
| Milan | A | A | A | N/A | A | N/A | N/A | N/A | N/A | N/A |
| Norwood | A | A | A | A | A | A | A | A | A | A |
| Pacific Beach | A | A | A | A | A | N/A | N/A | N/A | N/A | N/A |
| Valdosta | N/A | A | A | N/A | A | N/A | N/A | A | A | A |
| Valdosta SQR Rose | N/A | N/A | N/A | N/A | A | N/A | N/A | A | N/A | N/A |
| Virgo | A | N/A | A | N/A | A | N/A | N/A | N/A | A | A |

Specify handing when ordering lever interior trim. With split finish orders, strikes match interior finishes.

A = Available as factory direct interior pack selection in Handlesets

A = Available in QuickShip

N/A = Not available as interior pack selection in YH Collection

NEW TRADITIONS INTERIOR TRIM

| DESIGN | US3 605 | US26 625 | US26D 626 | US5 609 | US15 619 | US15A 620 | GM Gun Metal | BSP Black Suede | 613E (10BE) | 10BP |
|-------------|------------|-------------|--------------|------------|-------------|--------------|--------------------|-----------------------|----------------|------|
| Cirrus | A | A | A | N/A | A | A | A | N/A | A | A |
| Horizon | A | A | A | A | A | A | A | A | A | A |
| Oasis | N/A | N/A | N/A | N/A | A | N/A | N/A | N/A | N/A | A |
| Terra | N/A | N/A | N/A | N/A | A | N/A | A | N/A | N/A | A |
| Valley | A | N/A | A | N/A | N/A | N/A | N/A | N/A | N/A | N/A |
| Mesa | N/A | N/A | A | A | A | N/A | N/A | N/A | N/A | N/A |
| Niagara | A | A | A | A | A | A | A | A | A | A |
| Prairie | N/A | A | A | A | A | N/A | N/A | N/A | N/A | N/A |
| Savannah | A | A | A | A | A | A | A | A | A | A |
| Vidalia | A | A | A | A | A | A | A | A | A | A |
| Woodland | A | A | A | A | A | A | A | A | A | A |
| Square Rose | N/A | N/A | N/A | N/A | A | N/A | N/A | A | N/A | A |







Specify handing when ordering lever interior trim. With split finish orders, strikes match interior finishes.

A = Available as factory direct interior pack selection in Handlesets

A = Available in QuickShip

N/A = Not available as interior pack selection in New Traditions

BOX PACK LIST PRICE







| HANDLESET LATCHES - INTERIOR SPLIT HUB SPRING LATCHES | DESCRIPTION | DIMENSION | CORNER SPECS | MODEL NO | LIST PRICE |
|---|---|------------|---------------|----------|------------|
|  | 2 ³ / ₈ " Spring Latch | 1 x 2 1/4" | Square Corner | YR01804* | 12.70 |
|  | 2 ³ / ₈ " Spring Latch | 1 x 2 1/4" | Round Corner | YR01802* | 12.70 |
|  | 2 ³ / ₈ " Spring Drive-In Latch | 1" Dia. | N/A | YR01803* | 12.70 |
|  | 2 ³ / ₄ " Spring Latch | 1 x 2 1/4" | Square Corner | YR01808* | 12.70 |
|  | 2 ³ / ₄ " Spring Latch | 1 x 2 1/4" | Round Corner | YR01806* | 12.70 |
|  | 2 ³ / ₄ " Spring Drive-In Latch | 1" Dia. | N/A | YR01807* | 12.70 |

*Specify finish when ordering

Yale Edge Series®

Knobs and Levers

*NOTE - Not for Use with Commercial Hollow Metal Doors



Yale Edge Series offers attractive designs and finishes to meet the needs of today's housing market. All Yale Edge Series product is constructed to meet Grade 3 standards. Designed to fulfill the needs of the hardware market in attractive styles and current popular finishes. Whether your project includes town homes, condos, garden homes, or a single family home, look no further than Yale Edge Series to fulfill your door hardware needs with the Yale brand.

NOTE: Yale Edge Products ship from the QuickShip warehouse in Berlin, CT Only. Freight minimums are separate from AAG Factory items.

Yale Edge Series®

Knobs and Levers



FUNCTIONS

| FUNCTION | NO. | DESCRIPTION |
|----------|-------|--|
| | 80/81 | DUMMY: For doors where only pull is required. (handing required Keowee only) |
| | 10/11 | PASSAGE: Latchbolt is operated by either knob/lever at all times. (Levers: non-handed) |
| | 20/21 | PRIVACY: Latchbolt is operated by either knob/lever except when inside knob is locked by turn button. A coin turn releases turn button and unlocks outside knob/lever. (levers: non-handed) |
| | 23* | PRIVACY: Latchbolt is operated by either lever except when inside lever is locked by Pushbutton. Pushbutton is released by a coin turn on outside or by turning inside lever. (specify handing) |
| | 70 | ENTRY KNOB: Guarded Latch bolt operated from outside by key. Inside by knob. Turn button Locks both knobs. Knobs unlock by key outside or by rotating inside turn button. |
| | 71 | ENTRY LEVER/LEVER: Guarded latch bolt operated from outside lever by key. Inside by lever. Turn button locks both levers. Levers unlock by key or by turning inside turn button. |
| | 73* | ENTRY (LEVER/LEVER): Guarded latchbolt operated from outside by key; inside by lever. Pushbutton locks outside lever. Outside lever unlocks by key or by turning inside lever. (specify handing) |

*ADA – Keypad interior locking

837 Combo Note: Keyed 70 knob and 82E deadbolt in one box and keyed alike.

| DIMENSIONS | A | B | C |
|-------------|----------------------------------|-----------------------------------|-----------------------------------|
| Athens | 2 ⁷ / ₁₆ " | 2 ³³ / ₆₄ " | 2" |
| Sinclair | 2 ⁷ / ₁₆ " | 2 ³ / ₈ " | 2 ¹³ / ₆₄ " |
| Waycross | 2 ⁷ / ₁₆ " | 2 ¹ / ₂ " | 2 ⁷ / ₁₆ " |
| Alpharetta | 2 ⁷ / ₁₆ " | 2 ¹ / ₄ " | 3 ⁴⁵ / ₆₄ " |
| Edisto | 2 ⁷ / ₁₆ " | 2 ⁷ / ₁₆ " | 4 ⁷ / ₃₂ " |
| Keowee | 2 ⁷ / ₁₆ " | 2 ⁹ / ₁₆ " | 4 ⁷ / ₃₂ " |
| Seabrook | 2 ⁷ / ₁₆ " | 2 ⁹ / ₁₆ " | 4 ⁵ / ₈ " |
| Seabrook SQ | 2 ¹ / ₂ " | 2 ⁹ / ₁₆ " | 4 ⁵ / ₈ " |
| Wando | 2 ⁷ / ₁₆ " | 2 ¹ / ₂ " | 4 ⁹ / ₁₆ " |

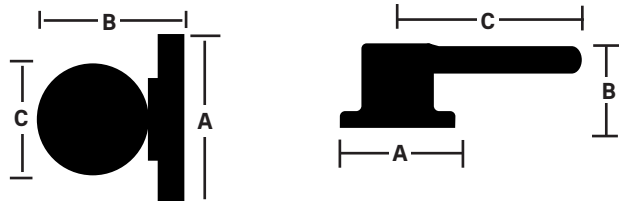
PRODUCT SPECIFICATIONS

| | |
|-----------------------|---|
| Door Specs | 2 ¹ / ₈ " Face Bore, 1" Edge Bore, 2 ³ / ₈ " or 2 ³ / ₄ " Backset Latch Face 1" x 2 ¹ / ₄ " RC (Round Corner) |
| Latch | RC Adjustable only for 2 ³ / ₈ " or 2 ³ / ₄ " Backset |
| Door Thickness | 1 ³ / ₈ " to 1 ³ / ₄ " (includes handleset) |
| Cylinder | 5 Pin Cylinder (KW-1 Compatible) SC-1 Cylinder (availability: Keowee, Sinclair, Seabrook, Lenoir and deadbolts; US15 and 10BP finishes) |
| Keying | KA5 |
| Faceplate | 1" W x 2 ¹ / ₄ " H RC (Round Corner) |
| Strike | 2 ¹ / ₄ " Full Lip RC (Round Corner) |
| Deadbolts | Meets ADA Guidelines |

Standard Case Quantities - Enter the exact number of individual units required. As an example: If there are 30 units in a case and you require 1 case, enter 30 in the "quantity" space. See below for an example of standard case quantities.

STANDARD CASE QUANTITIES (YE SERIES)

| | Box Pack(SP) |
|------------|--------------|
| Dummy | 30 |
| Knobs | 30 |
| Levers | 20 |
| Deadbolts | 30 |
| Combo Sets | 10 |
| Handlesets | 6 |



Yale Edge Series®

Knob and Lever Price List



| BOX PACK LIST PRICE | | | | | | | | | |
|---------------------------------|--------------|-----|---------|---------|---------|---------|---------|-------|-------|
| DESIGN | FUNCTION | NO | US3 | 10BP | US15 | US32D | BLK | US26 | US26D |
| | BHMA | | 605 | | 619 | 630 | | 625 | 626 |
| Athens (AT) | Dummy | 80 | 10.50 | 13.10 | 10.50 | 10.50 | N/A | N/A | N/A |
| | Passage | 10 | 24.10 | 28.80 | 24.10 | 24.10 | N/A | N/A | N/A |
| | Privacy | 20 | 25.50 | 29.50 | 25.50 | 25.50 | N/A | N/A | N/A |
| | Entry | 70 | 28.90** | 33.50** | 28.90** | 28.90** | N/A | N/A | N/A |
| | Combo | 837 | 57.40 | 67.40 | 57.40 | 57.40 | N/A | N/A | N/A |
| Sinclair (SN) | Dummy | 80 | 10.50 | 13.10 | 10.50 | N/A | 10.50 | N/A | N/A |
| | Passage | 10 | 24.10 | 28.80 | 24.10 | N/A | 24.10 | N/A | N/A |
| | Privacy | 20 | 25.50 | 29.50 | 25.50 | N/A | 25.50 | N/A | N/A |
| | Entry | 70 | 28.90** | 33.50** | 28.90** | N/A | 28.90** | N/A | N/A |
| | Combo | 837 | 57.40 | 67.40 | 57.40 | N/A | 57.40 | N/A | N/A |
| Waycross (WA) | Dummy | 80 | N/A | 13.20 | 12.20 | N/A | 12.20 | N/A | N/A |
| | Passage | 10 | N/A | 29.90 | 27.20 | N/A | 27.20 | N/A | N/A |
| | Privacy | 20 | N/A | 30.90 | 28.00 | N/A | 28.00 | N/A | N/A |
| | Entry | 70 | N/A | 34.60 | 31.50 | N/A | 31.50 | N/A | N/A |
| | Combo | 837 | N/A | N/A | N/A | N/A | N/A | N/A | N/A |
| Alpharetta (AL) | Dummy | 81 | 18.00 | 20.80 | 18.00 | N/A | N/A | N/A | N/A |
| | Passage | 11 | 36.90 | 41.60 | 36.90 | N/A | N/A | N/A | N/A |
| | Privacy | 21 | 38.00 | 43.50 | 38.00 | N/A | N/A | N/A | N/A |
| | Entry | 71 | 49.80 | 56.40 | 49.80 | N/A | N/A | N/A | N/A |
| | Privacy-ADA* | 23 | N/A | N/A | 41.80 | N/A | N/A | N/A | N/A |
| | Entry-ADA* | 73 | N/A | N/A | 53.70 | N/A | N/A | N/A | N/A |
| Edisto (ED) | Dummy | 81 | N/A | 20.80 | 18.00 | N/A | N/A | N/A | 18.00 |
| | Passage | 11 | N/A | 41.60 | 36.90 | N/A | N/A | N/A | 36.90 |
| | Privacy | 21 | N/A | 43.50 | 38.00 | N/A | N/A | N/A | 38.00 |
| | Entry | 71 | N/A | 56.40 | 49.80 | N/A | N/A | N/A | 49.80 |
| | Privacy-ADA* | 23 | N/A | N/A | 41.80 | N/A | N/A | N/A | 41.80 |
| Keowee (KW) | Dummy | 81 | 18.00 | 20.80 | 18.00 | N/A | 18.00 | N/A | N/A |
| | Passage | 11 | 36.90 | 41.60 | 36.90 | N/A | 36.90 | N/A | N/A |
| | Privacy | 21 | 38.00 | 43.50 | 38.00 | N/A | 38.00 | N/A | N/A |
| | Entry | 71 | 49.80 | 56.40 | 49.80 | N/A | 49.80 | N/A | N/A |
| | Privacy-ADA* | 23 | N/A | 47.40 | 41.80 | N/A | N/A | N/A | N/A |
| | Entry-ADA* | 73 | N/A | 60.40 | 53.70 | N/A | N/A | N/A | N/A |
| Seabrook (SB) | Dummy | 81 | N/A | 20.80 | 18.00 | N/A | N/A | N/A | N/A |
| | Passage | 11 | N/A | 41.60 | 36.90 | N/A | N/A | N/A | N/A |
| | Privacy | 21 | N/A | 43.50 | 38.00 | N/A | N/A | N/A | N/A |
| | Entry | 71 | N/A | 56.40 | 49.80 | N/A | N/A | N/A | N/A |
| | Privacy-ADA* | 23 | N/A | 47.40 | 41.80 | N/A | N/A | N/A | N/A |
| Seabrook SQR Rose (SBSQ) | Dummy | 81 | N/A | 27.20 | 23.40 | N/A | 23.40 | 23.40 | N/A |
| | Passage | 11 | N/A | 53.60 | 46.70 | N/A | 46.70 | 46.70 | N/A |
| | Privacy | 21 | N/A | 56.50 | 49.10 | N/A | 49.10 | 49.10 | N/A |
| | Entry | 71 | N/A | 69.40 | 62.30 | N/A | 62.30 | 62.30 | N/A |
| Wando (WD) | Dummy | 81 | N/A | 20.80 | 18.00 | N/A | N/A | N/A | N/A |
| | Passage | 11 | N/A | 41.60 | 36.90 | N/A | N/A | N/A | N/A |
| | Privacy | 21 | N/A | 43.50 | 38.00 | N/A | N/A | N/A | N/A |
| | Entry | 71 | N/A | 56.40 | 49.80 | N/A | N/A | N/A | N/A |
| | Privacy-ADA* | 23 | N/A | N/A | 41.80 | N/A | N/A | N/A | N/A |





Note: Only Keowee Dummy and interior trim packs are handed.

*ADA – Keypad interior locking

**Specify KW-1 or SC-1 compatible cylinder.

Yale Edge Series®

Deadbolts and Handlesets







Yale Edge Series offers attractive designs and finishes to meet the needs of today's housing market. All Yale Edge Series product is constructed to meet Grade 3 standards. Designed to fulfill the needs of the hardware market in attractive styles and current popular finishes. Whether your project includes town homes, condos, garden homes, or a single family home, look no further than Yale Edge Series to fulfill your door hardware needs with the Yale brand.

NOTE: Yale Edge Products ship from the QuickShip warehouse in Berlin, CT Only. Freight minimums are separate from AAG Factory items.

Yale Edge Series®

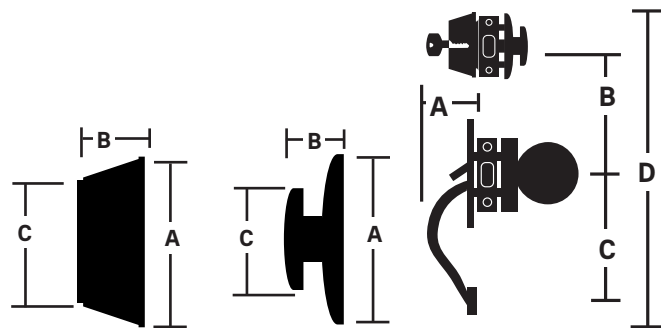
Deadbolts and Handlesets



| FUNCTIONS | | |
|--|----------------------|---|
| FUNCTION | NO. | DESCRIPTION |
|  | 82E 82ESQ | SINGLE CYLINDER: Latch operated from the outside by key, inside by T-turn. |
|  | 860E | ONE SIDED DEADBOLT WITH PLATE: No cylinder. Latch operated by the T-turn on the inside. For doors bored completely through. |
|  | 880E | ONE WAY DEADBOLT: No cylinder. Latch operated by the T-turn on the inside. For doors not bored completely through. |
|  | 927E 928E 929E | SINGLE CYLINDER: Thumbpiece retracts latch from exterior side. Knob or lever retracts latch from interior side. Deadbolt latch retracts with key from exterior side, T-turn retracts deadbolt latch from interior side. |

| DIMENSIONS | A | B | C |
|---------------------------------|--------|---------|----------|
| Deadbolt Interior | 2 1/2" | 1 5/16" | 2" |
| Deadbolt Exterior | 2 1/2" | 1" | 1 7/8" |
| Square Deadbolt Interior | 2 1/2" | 7/8" | 1 15/16" |
| Square Deadbolt Exterior | 2 1/2" | 7/8" | 2 1/2" |

| DIMENSIONS | A | B | C | D |
|--------------------|--------|--------|--------|---------|
| Johns Creek | 2 3/4" | 5 1/2" | 8 1/2" | 19 1/4" |
| Lenoir | 2 3/4" | 5 1/2" | 8 3/8" | 18" |
| Meyers Park | 2 3/8" | 5 1/2" | 8 1/2" | 19 3/8" |

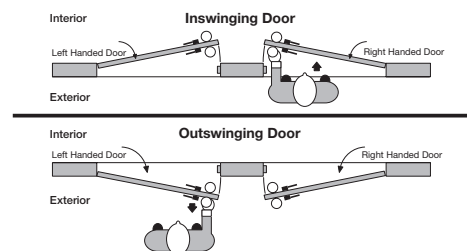


1-3/8" to 1-3/4" door thickness

HOW TO DETERMINE HANDING OF DOORS

- The handing of a door is always determined by facing the exterior of a door.
- If the hinge is on the left side of the door, the door is left handed (LH).
- If the hinge is on the right side of the door, the door is right handed (RH).
- To order a handed product, specify LH or RH.

Not all products are handed; only specify handing when required.



ADA, Dummies, and Interior Packs require handing. Handing required for Keowee.

Yale Edge Series®

Deadbolts and Handlesets



| BOX PACK LIST PRICE | | | | | | | | |
|----------------------------|---|-------|---------|----------|----------|-------|----------|-------|
| DESIGN | FUNCTION | NO | US3 | 10BP | US15 | US32D | BLK | US26D |
| | BHMA | | 605 | | 619 | 630 | | 626 |
| Deadbolt | Single Cylinder | 82E | 28.50** | 33.80 | 28.50** | 28.50 | 28.50** | 28.50 |
| Deadbolt SQ | Single Cylinder | 82ESQ | N/A | 59.20** | 49.30** | N/A | 49.30** | N/A |
| Deadbolt | Oneside w/plate | 860E | N/A | 19.70 | 18.30 | N/A | N/A | 18.30 |
| Deadbolt | Oneway | 880E | N/A | 16.30 | 15.80 | N/A | N/A | 15.80 |
| Johns Creek (JC) | Handleset | 929E | N/A | 158.00** | 158.00** | N/A | N/A | |
| | Note: Price includes interior trim. Sinclair interior only. | | | | | | | |
| Lenoir (LN) | Handleset | 927E | 158 | 158.00** | 158.00** | N/A | 158.00** | |
| | Note: Price includes interior trim | | | | | | | |
| Meyers Park (MP) | Handleset | 928E | N/A | 158.00** | 158.00** | N/A | N/A | |
| | Note: Price includes interior trim | | | | | | | |
| Available Interior Trim | Athens | | A | A | N/A | A | N/A | |
| | Sinclair | | N/A | A | A | N/A | A | |
| | Waycross | | N/A | A | A | N/A | N/A | |
| | Alpharetta | | A | A | A | N/A | N/A | |
| | Edisto | | N/A | N/A | N/A | N/A | N/A | |
| | Keowee | | N/A | A | A | N/A | N/A | |
| | Seabrook* | | N/A | A | A | N/A | A | |
| | Wando | | N/A | A | A | N/A | N/A | |
| Interior Trim | (Priced separately) | 720E | 25.00 | 25.00 | 25.00 | 25.00 | 25.00 | |

*Round rose only.

**Specify KW-1 or SC-1 compatible cylinder.

Yale Edge Series®

Accessories



YALE EDGE SERIES DRIVE IN LATCH

| Description | Qty | Model No. | |
|---|-----|-----------|-------------|
| YE Drive In Adjustable Pass/Priv Latch US26 Knob | 1 | YR01B176 | 7.00 |
| YE Drive In Adjustable Pass/Priv Latch US26 Lever | 1 | YR01B176L | 7.00 |
| YE Drive In Adjustable Entry Latch US26 Knob | 1 | YR01B276 | 7.00 |
| YE Drive In Adjustable Entry Latch US26 Lever | 1 | YR01B276L | 7.00 |
| YE Drive In Adjustable Deadbolt Latch US26 | 1 | YR01B476 | 7.00 |

YALE EDGE SERIES ROUND CORNER ADJUSTABLE LATCH

| Description | Qty | Model No. | |
|---|-----|-----------|-------------|
| YE Round Corner Adjustable Pass/Priv Latch US26 Knob | 1 | YR01B146 | 7.00 |
| YE Round Corner Adjustable Pass/Priv Latch US26 Lever | 1 | YR01B156 | 7.00 |
| YE Round Corner Adjustable Entry Latch US26 Knob | 1 | YR01B246 | 7.00 |
| YE Round Corner Adjustable Entry Latch US26 Lever | 1 | YR01B256 | 7.00 |
| YE Round Corner Adjustable Deadbolt Latch US26 | 1 | YR01B446 | 7.00 |
| YE Round Corner Adjustable Pass/Priv Latch 10BP Knob | 1 | YR01B14K | 7.00 |
| YE Round Corner Adjustable Pass/Priv Latch 10BP Lever | 1 | YR01B15K | 7.00 |
| YE Round Corner Adjustable Entry Latch 10BP Knob | 1 | YR01B24K | 7.00 |
| YE Round Corner Adjustable Entry Latch 10BP Lever | 1 | YR01B25K | 7.00 |
| YE Round Corner Adjustable Deadbolt Latch 10BP | 1 | YR01B44K | 7.00 |

YALE EDGE SERIES CYLINDER

| Description | Qty | Model No. | |
|--|-----|-----------|--------------|
| YE Sinclair Entry Cylinder & 2 keys KW US15 | 1 | YR06B00N | 15.00 |
| YE Lever Entry Cylinder & 2 keys KW US15 | 1 | YR06B01N | 15.00 |
| YE Lever ADA Entry Cylinder & 2 keys KW US15 | 1 | YR06B02N | 15.00 |
| YE Deadbolt Cylinder & 2 keys KW US15 | 1 | YR06B10N | 15.00 |

Pocket Door Locks



Installs with just a screwdriver on pocket doors for automatic latching. Just close the door and it is latched. Unlock with a thumbturn on the interior. Universal handing, one lock functions in both right or left slide direction.

PRODUCT SPECIFICATIONS

| | | | | |
|-------------------|--|--|--|--|
| Door Specs | Fits both 1 ³ / ₈ " and 1 ³ / ₄ " doors 2 ³ / ₈ " backset only Used standard 2 ¹ / ₈ " facebore and 1" edge bore. | | | |
|-------------------|--|--|--|--|

BOX PACK LIST PRICE

| FUNCTION | NO | 10BP | US15 | BLK |
|----------------|-------------|--------------|--------------|--------------|
| BHMA | | | 619 | |
| Passage | 10PD | 27.00 | 27.00 | 27.00 |
| Privacy | 20PD | 28.00 | 28.00 | 28.00 |

YH & NT Accessories

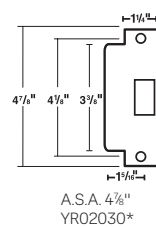
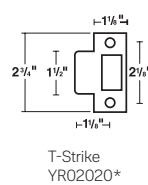
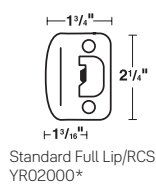
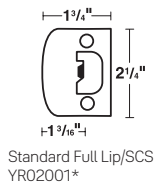
Strikes

LOCKSET STRIKES

| ITEM | DIMENSIONS | CORNER SPECS | MODEL NO | LIST PRICE |
|-----------------------------|------------|---------------|----------|-------------|
| Standard Full Lip Strike/SC | 1¾" x 2¼" | Square Corner | YR02001* | 2.00 |
| Standard Full Lip Strike/RC | 1¾" x 2¼" | Round Corner | YR02000* | 2.00 |
| T-Strike | 1½" x 2¾" | Square Corner | YR02020* | 3.00 |
| A.S.A. 4⅞" | 1¼" x 4⅞" | Square Corner | YR02030* | 8.50 |

* Specify finish when ordering

Note: Not all finishes available

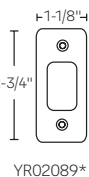
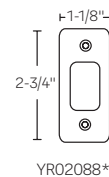
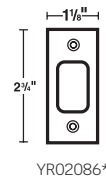
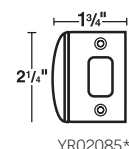
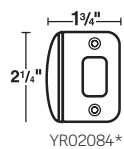
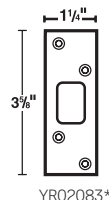
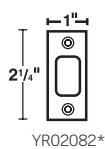
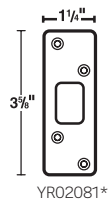
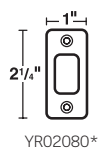


DEADBOLT STRIKES

| ITEM | CORNER SPEC | MODEL NO | LIST PRICE |
|--|---------------|----------|-------------|
| Standard Deadbolt Strike/SC | Square Corner | YR02082* | 2.00 |
| Standard Deadbolt Strike/RC | Round Corner | YR02080* | 2.00 |
| Security Strike 3⅝" | Round Corner | YR02081* | 2.60 |
| Security Strike 3⅝" | Square Corner | YR02083* | 2.60 |
| Full Lip Deadbolt Strike | Square Corner | YR02085* | 2.00 |
| Full Lip Deadbolt Strike | Round Corner | YR02084* | 2.00 |
| Universal Deadbolt Strike | Square Corner | YR02086* | 2.00 |
| Universal Deadbolt Strike | Radius Corner | YR02088* | 2.00 |
| White Plastic Dust Box 1" x 2⅝" Deadbolt (For Universal Strike) | | YR026002 | 0.50 |
| Universal Deadbolt Strike with Security Plate | Radius Corner | YR02089* | 2.70 |

*Specify finish when ordering

Note: Not all finishes available



FINISH MATCH FOR LATCH, STRIKE, CYLINDER & SCREWS* YH Collection, New Traditions

| Lock Finish | US3 | US5 | US15 | US15A | GM/ BSP | US10BP | US10BE | US26D | US26 | 10BE |
|-----------------------------|--------|--------|--------|--------|------------|--------|--------|--------|--------|--------|
| Latch Face Plate Color | US3 | US5 | Nickel | Black | Black | Black | 10BE | Nickel | Nickel | 10BE |
| Latch Head Color | Nickel | Nickel | Nickel | Nickel | Nickel | Nickel | Nickel | Nickel | Nickel | Nickel |
| Standard Strike Plate Color | US3 | US5 | Nickel | Black | Black | Black | 10BE | Nickel | Nickel | 10BE |
| Cylinder Color | Brass | Brass | Nickel | Nickel | Nickel | Brass | Brass | Nickel | Nickel | Brass |
| Screw Color | Brass | Brass | Nickel | Black | Black | Black | Black | Nickel | Nickel | Black |

* For Standard Strike & Latch Options Only

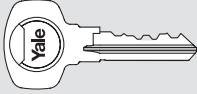
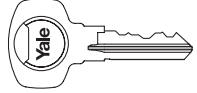
Note: All Deadbolt Latch Bolts are Nickel

Latch Filler Plate Black 035109 .70

YH & NT Accessories

Keys and Keying Cylinders

YALE KEY BLANKS AND SPECIAL KEYING CHARGES

| | KEY BLANK DESCRIPTION | QUANTITY | MODEL NO | LIST PRICE |
|---|---|------------|----------|------------|
|  | YH Collection Key Blank | 50 per box | YR068003 | 1.40 ea. |
| | YH Collection 6 PIN KW DO NOT COPY Key Blank | 50 per box | YR068013 | 2.00 ea. |
| | YH Collection Key - cut | 50 per box | YR068550 | 2.00 ea. |
| | YH Collection 6 Pin PARA Key Blank | 50 per box | YR068Y01 | 2.20 ea. |
| | YH Collection 6 PIN Schlage Key Blank | 50 per box | YR068009 | 1.40 ea. |
| | YH Collection 6 PIN Schlage Key - cut | 50 per box | YR068509 | 2.00 ea. |
| | YH Collection 6 PIN Schlage DO NOT COPY Key Blank | 50 per box | YR068011 | 2.00 ea. |
|  | New Traditions/Yale Edge Series Key Blank | 50 per box | YR068004 | 1.30 ea. |
| | New Traditions 5 PIN KW DO NOT COPY Key Blank | 50 per box | YR068010 | 2.00 ea. |
| | New Traditions/Yale Edge Series Key - cut | 50 per box | YR068500 | 1.70 ea. |
| | New Traditions 5 PIN Schlage Key Blank | 50 per box | YR068008 | 1.30 ea. |
| | New Traditions 5 PIN Schlage Key - cut | 50 per box | YR068508 | 1.70 ea. |
| | Yale Edge Series 5 PIN Schlage Key Blank | 50 per box | SC1KEY | 1.30 ea. |

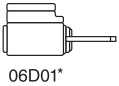
| SPECIAL KEYING CHARGE DESCRIPTION | MODEL NO | LIST PRICE | |
|---|----------------|-----------------------|----------|
| Below applies to YH & NT Factory direct orders only. | | | |
| KA - Keyed Alike | KA | NC when specified | |
| MK - Master Keyed | MK | 1.30 ea. | |
| BK - Builder Keyed | BK | 1.80 ea. | |
| BMK - Builder Keyed and Master Keyed | BMK | 3.70 ea. | |
| GMK - Grand Master Keyed | GMK | 5.00 ea. | |
| BKGM - Builder Keyed and Grand Master Keyed | BKGM | 6.00 ea. | |
| K-T-P - Keyed To Pass | K-T-P | 1.40 ea. | |
| Extra Cut Keys | YH Collection | YR068550 | 1.90 ea. |
| | New Traditions | YR068500 | 1.80 ea. |
| Extra Cut Master Keys | YH Collection | YR068551 | 2.70 ea. |
| | New Traditions | YR068511 | 2.30 ea. |
| Extra Cut Builder Keys | YH Collection | YR068558 | 2.70 ea. |
| | New Traditions | YR068521 | 2.30 ea. |
| Stamp control number on key (factory only) | | 1.80/key | |
| QuickShip - Keyed Alike | KA | 1.00 ea. net/cylinder | |
| QuickShip - Special Keying | | 3.00 ea. net/cylinder | |

YH & NT Accessories

Keys and Keying Cylinders

YH & NT CYLINDER OPTIONS

| SC-1 5-PIN STANDARD FOR YH&NT, 6-PIN MUST BE SPECIFIED IF NEEDED | | MODEL NO | LIST PRICE |
|--|---|-----------------|-------------------|
| 5-PIN | No charge when specified with New Traditions lock - compatible with F Series | | |
| | Brass Cylinder & 2 Brass Keys, Tailpiece, Low Stack, Entry, 03 | YR068401 | 12.80 ea. |
| | Brass Cylinder & 2 Brass Keys, Tailpiece, Low Stack, Deadbolt, 03 | YR068402 | 12.80 ea. |
| | Brass Cylinder & 2 Brass Keys, Tailpiece, Low Stack, Entry, 26 | YR068405 | 12.80 ea. |
| | Brass Cylinder & 2 Brass Keys, Tailpiece, Low Stack, Deadbolt, 26 | YR068406 | 12.80 ea. |
| 6-PIN | No charge when specified with YH Collection lock - compatible with A Series | | |
| | Brass Cylinder & 2 Brass Keys, Tailpiece, Low Stack, Entry, 03 | YR068D01 | 14.60 ea. |
| | Brass Cylinder & 2 Brass Keys, Tailpiece, High Stack, Deadbolt, 03 | YR068D02 | 14.60 ea. |
| | Brass Cylinder & 2 Brass Keys, Tailpiece, Low Stack, Entry, 26 | YR068D05 | 14.60 ea. |
| | Brass Cylinder & 2 Brass Keys, Tailpiece, High Stack, Deadbolt, 26 | YR068D06 | 14.60 ea. |
| KW-1 5-PIN STANDARD FOR NT, 6-PIN STANDARD FOR YH | | MODEL NO | LIST PRICE |
| 5-PIN | No charge when specified with New Traditions lock | | |
| | Brass Cylinder & 2 Brass Keys, Tailpiece, Low Stack, Entry, 03 | YR060003 | 8.60 ea. |
| | Brass Cylinder & 2 Brass Keys, Tailpiece, Low Stack, Deadbolt, 03 | YR060103 | 8.60 ea. |
| | Brass Cylinder & 2 Brass Keys, Tailpiece, Low Stack, Entry, 26 | YR060006 | 8.60 ea. |
| | Brass Cylinder & 2 Brass Keys, Tailpiece, Low Stack, Deadbolt, 26 | YR060106 | 8.60 ea. |
| 6-PIN | No charge when specified with YH Collection lock | | |
| | Brass Cylinder & 2 Brass Keys, Tailpiece, Low Stack, Entry, 03 | YR06D013 | 10.20 ea. |
| | Brass Cylinder & 2 Brass Keys, Tailpiece, Low Stack, Select Deadbolt, 03 | YR06D303 | 10.20 ea. |
| | Brass Cylinder & 2 Brass Keys, Tailpiece, High Stack, Premier Deadbolt, 03 | YR06D103 | 10.20 ea. |
| | Brass Cylinder & 2 Brass Keys, Tailpiece, Low Stack, Entry, 26 | YR06D016 | 10.20 ea. |
| | Brass Cylinder & 2 Brass Keys, Tailpiece, Low Stack, Select Deadbolt, 26 | YR06D306 | 10.20 ea. |
| | Brass Cylinder & 2 Brass Keys, Tailpiece, High Stack, Premier Deadbolt, 26 | YR06D106 | 10.20 ea. |
| PARA FOR RESIDENTIAL PRODUCT ONLY | | MODEL NO | LIST PRICE |
| 6-PIN | | | |
| | Brass Cylinder & 2 Brass Keys, Tailpiece, High Stack, Entry Lever, 03 | YR06Y303 | 14.60 ea. |
| | Brass Cylinder & 2 Brass Keys, Tailpiece, High Stack, Entry Lever, 26 | YR06Y306 | 14.60 ea. |
| | Brass Cylinder & 2 Brass Keys, Tailpiece, High Stack, 83/820 Deadbolt, 03 | YR06Y403 | 14.60 ea. |
| | Brass Cylinder & 2 Brass Keys, Tailpiece, High Stack, 83/820 Deadbolt, 26 | YR06Y406 | 14.60 ea. |
| | Brass Cylinder & 2 Brass Keys, Tailpiece, High Stack, Premier Deadbolt, 03 | YR06Y413 | 14.60 ea. |
| | Brass Cylinder & 2 Brass Keys, Tailpiece, High Stack, Premier Deadbolt, 26 | YR06Y416 | 14.60 ea. |
| | Brass Cylinder & 2 Brass Keys, Tailpiece, High Stack for Electronic ICN's | YR06Y406ICN | 14.60 ea. |




NOTE: For Interconnects add ICN to above part numbers (Adds Longer Interconnect tailpiece)

Accessories

Rekeying

REKEYING – KEYING KITS & REKEYING PARTS



BOTTOM PIN



MASTER PIN

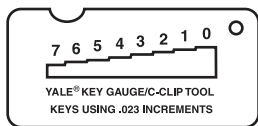


C-CLIP




E-CLIP
067204

E-CLIP
0672D4



KEY CUT GAUGE



PLUG FOLLOWER

| DESCRIPTION | QUANTITY | MODEL NO | LIST PRICE |
|---------------------------------------|------------|----------------|------------|
| Edge Keying Kit | Each | YR069B12 | 94.00 |
| Yale KW Keying Kit | Each | YR069116 | 112.00 |
| Yale SC-1 Keying Kit | Each | YR069115 | 94.00 |
| KW-1 Pins | | | |
| .172 – #1 Bottom Pins | 100 pieces | YR065011 | 8.00 |
| .195 – #2 Bottom Pins | 100 pieces | YR065012 | 8.00 |
| .218 – #3 Bottom Pins | 100 pieces | YR065013 | 8.00 |
| .241 – #4 Bottom Pins | 100 pieces | YR065014 | 8.00 |
| .264 – #5 Bottom Pins | 100 pieces | YR065015 | 8.00 |
| .287 – #6 Bottom Pins | 100 pieces | YR065016 | 8.00 |
| .023 – #1 Master Pins | 100 pieces | YR065001 | 8.00 |
| .046 – #2 Master Pins | 100 pieces | YR065002 | 8.00 |
| .069 – #3 Master Pins | 100 pieces | YR065003 | 8.00 |
| .092 – #4 Master Pins | 100 pieces | YR065004 | 8.00 |
| .115 – #5 Master Pins | 100 pieces | YR065005 | 8.00 |
| .138 – #6 Master Pins | 100 pieces | YR065006 | 8.00 |
| SC-1 Pins | | | |
| .165 – #0 Bottom Pins | 100 pieces | YR065600 | 8.00 |
| .180 – #1 Bottom Pins | 100 pieces | YR065611 | 8.00 |
| .195 – #2 Bottom Pins | 100 pieces | YR065612 | 8.00 |
| .210 – #3 Bottom Pins | 100 pieces | YR065613 | 8.00 |
| .225 – #4 Bottom Pins | 100 pieces | YR065614 | 8.00 |
| .240 – #5 Bottom Pins | 100 pieces | YR065615 | 8.00 |
| .255 – #6 Bottom Pins | 100 pieces | YR065616 | 8.00 |
| .270 – #7 Bottom Pins | 100 pieces | YR065617 | 8.00 |
| .285 – #8 Bottom Pins | 100 pieces | YR065618 | 8.00 |
| .300 – #9 Bottom Pins | 100 pieces | YR065619 | 8.00 |
| .030 – #2 Master Pins | 100 pieces | YR065602 | 8.00 |
| .045 – #3 Master Pins | 100 pieces | YR065603 | 8.00 |
| .060 – #4 Master Pins | 100 pieces | YR065604 | 8.00 |
| .075 – #5 Master Pins | 100 pieces | YR065605 | 8.00 |
| .090 – #6 Master Pins | 100 pieces | YR065606 | 8.00 |
| .105 – #7 Master Pins | 100 pieces | YR065607 | 8.00 |
| .120 – #8 Master Pins | 100 pieces | YR065608 | 8.00 |
| .135 – #9 Master Pins | 100 pieces | YR065609 | 8.00 |
| Standard Top Pin | 100 pieces | YR065008 | 8.00 |
| Standard Top Pin (82,84 Deadbolts) | 100 pieces | YR0650D8 | 8.00 |
| Yale Builder Key Balls | 100 pieces | YR067050 | 12.00 |
| Cylinder Springs (High Stack) | 100 pieces | YR067001(DBLT) | 5.00 |
| Cylinder Springs (Low Stack) | 100 pieces | YR067002(ENT) | 5.00 |
| C-Clips | 100 pieces | YR067201 | 5.00 |
| E-Clips (#820,840,83,85 Deadbolts) | 100 pieces | YR067204 | 18.00 |
| E-Clips (#82,84 Deadbolts) | 100 pieces | YR0672D4 | 18.00 |
| E-Clips (PARA Deadbolts, Cyl 820/83) | 100 pieces | YR0672Y6 | 18.00 |
| E-Clips (PARA Deadbolts, Cyl Premier) | 100 pieces | YR0672Y5 | 18.00 |
| Spring Retainer Caps (low stack) | 100 pieces | YR067101 | 12.00 |
| Spring Retainer Caps (high stack) | 100 pieces | YR067102 | 12.00 |
| Key Cut Gauge/C-Clip Tool | Each | YR069012 | 5.00 |
| Plug Follower | Each | YR069001 | 5.50 |
| YH/NT Entry tailpiece | 100 pieces | YR067304 | 19.00 |
| Single Cylinder Tailpiece | 100 pieces | YR067307 | 60.00 |
| Double Cylinder Tailpiece | 100 pieces | YR067308 | 60.00 |
| Interconnected Cylinder Tailpiece | 100 pieces | YR067307ICN | 60.00 |

Accessories

Mounts and Samples

| MOUNTS, DISPLAYS, & SAMPLES | | | |
|--|--|-----------------|------------|
| DESCRIPTION | | MODEL NO | LIST PRICE |
| 3 Hole Mount | hold up to 3 knobs, levers, or deadbolts | YR099152A | 97.00 |
| 2 Hole Mount | hold up to 2 knobs, levers, or deadbolts | YR099153A | 97.00 |
| Handleset Mount | | YR099162A | 97.00 |
| Interconnected Mount | | AYRD-MNT-YRC-CM | 97.00 |
| Free-standing Floor Display - 3 Panel | | YR099170 | 1500.00 |
| Yale Logo Round Label for Mount, 2.5 inch | | YR099166 | 13.00 |
| YH Collection Square Logo Label for Mount, 2 inch | | YR099164 | 13.00 |
| New Traditions Square Logo Label for Mount, 2 inch | | YR099165 | 13.00 |
| YE Series Square Logo Label for Mount, 2 inch | | YR099167 | 13.00 |
| Pivot Collection® Square Logo Label for Mount, 2 inch | | YR099168 | 13.00 |
| Acrylic Clear Ring | | YR099110 | 10.00 |
| Finish Sample Rings | | YR083002 | 20.50 |



Trusted every day

Yale Home

225 Episcopal Road
Berlin, CT 06037 USA
Tel 1-800-438-1951
Fax 1-800-338-0965
us.yalehome.com.com

Canada

160 Four Valley Drive
Vaughan, ON L4K 4T9 Canada
Tel 1-800-461-3007
Fax 1-800-461-8989
assaabloydss.ca

Customer Service Phone: 1-800-438-1951
Customer Service Fax: 1-800-338-0965
24/7 Support Phone: 1-855-213-5841
24/7 Support Email: Support@YaleLock.com
Website: us.yalehome.com
Email for orders: orders.yaleres@assaabloy.com

ASSA ABLOY QuickShip™ Program

RULES OF ENGAGEMENT:

- Orders placed ship following day.*
- Make NO additional investment and expand your offering

*Orders requiring keying or non-standard changes will delay ship time.
(examples: cylinders, latches, etc.)

ADDITIONAL CHARGES:

- Freight charge will be applied to orders less than \$150.00 (contiguous 48 states only, Alaska and Hawaii are 'plus freight')
- Yale reserves the right to limit quantities
- Net keying charges:
 - \$1.00 per cylinder for keyed-alike
 - \$3.00 for BK and MK

HOW TO ORDER:

- Email QuickShip orders to: orders.yaleres@assaabloy.com
- Fax all QuickShip orders to: 877-888-2772
- Call Yale Customer Service for details: 800-438-1951

QUICKSHIP SELECTIONS:

Look for **BOLD** prices throughout all Yale product listings for ASSA ABLOY QuickShip availability.

THE YALE BRAND, with its unparalleled global reach and range of products, reassures more people in more countries than any other consumer locking solution.

THE ASSA ABLOY GROUP is the world's leading manufacturer and supplier of locking solutions, dedicated to satisfying end-user needs for security, safety and convenience.

Yale®, Assure Lock®, Assure Lever®, New Traditions®, nexTouch®, YH Collection®, Yale Edge Series® and Yale Pro® are registered trademarks of Assa Abloy Residential Group. QuickShip™ is a trademark of Assa Abloy Residential Group. Other products' brand names may be trademarks or registered trademarks of their respective owners and are mentioned for reference purposes only. These materials are protected under US copyright laws. All contents current at time of publication. Assa Abloy Residential Group reserves the right to change availability of any item in this price book, its design, construction and/or its materials. Copyright 2022. Assa Abloy Residential Group. All rights reserved. Reproduction in whole or in part without the express written permission of Assa Abloy Residential Group, is prohibited.